

[11. Feb. 2015] Keying (KNUK: Ent: 7718) using  
MND, p. 975 1→4→6→8→9→11→12→13→14→15  
→16→17→18→ Neolaria Gill (1962), p. 556  
1→2→4→ inscripta ♂

(KNUK: Ent: 7999) is also Neolaria inscripta, ♀

[12. Feb. 2015] I sent out a draft of a meeting  
review article for the A&ES Newsletter.

did a little bit of work on Refuge Notebook  
articles from 2000.

Keying a large muscid I collected yesterday  
using MND, p. 436 <sup>418</sup> 1→2→5→10→11→!  
↳ 12→13→!

This could be Pollenia. Keying using  
MND, p. 1136 1→9→10→11→ Pollenia  
Keying using Jessie - Davis et al. (2012), p. 2  
1→2→ P. vagabunda?

I photographed this.

I attended an all-employee meeting

[13. Feb. 2015]

I pulled literature on Pollenia.

I formatted a couple of Refuge Notebook  
articles from 2000.

Now I am examining Saltmarsh's  
immature earthworm specimens, which  
just arrived yes Wednesday.

(KNUK: Ent: 7051) is just a fragment.

(KNUK: Ent: 7098) contains two Lumbricus,  
one of them fragmentary.

Both of these specimens had been identified  
using COI by Don Shain.

I walked all along the building along the back  
yard. I found 5 more Pollenia dead, either  
on eaves along the wall or dead on the ground  
by the wall. I also saw one live individual that  
I photographed and collected. It is a smaller  
individual that might not be Pollenia.

4  
[17. Feb. 2015]

I entered data from Pollenia specimens I have been collecting and dissected genitalia off of a male that had come from an old cubel. I mangled the specimen badly, it being old and very brittle. This had barcode label KNURC2877

| barcode   | sex |
|-----------|-----|
| KNURC2876 | ♀   |
| 2873      | ♀   |
| 2879      | ♀   |
| 2880      | ♂   |
| 2878      | ♀   |

I dissected genitalia from KNURC2877. It is Pollenia vagabunda.

[18. Feb. 2015]

I worked on an article on Pollenia for the AKES Newsletter.

[19. Feb. 2015]

Examining a vial of earthworms with label data.

USA: Alaska, Kaslof.  
60.36463°N 151.25842°W +/- 10m  
8. V. 2010. M. L. Bowers

[In bird leaf litter]

This contains 10 Dendrobium octaedra: 1 adult and 9 immatures. None appear to be parasitized.

Another specimen with label data

USA: Alaska, Kaslof. K-Beach Road  
and Sterling Highway, Kaslof Community  
Church. In leaf litter. 9. V. 2010.  
M. L. Bowers

[60.321605°N 151.258055°W +/- 50m]

This is one immature Dendrobium octaedra, not parasitized.

Now I am checking Dendrobium specimens for signs of parasitism.

KNURC:Ent: 7049 — not parasitized  
7050 " "  
7052 " "  
7053 " "  
7054 " "  
7056 " "

6

|                 |   |               |
|-----------------|---|---------------|
| KNUK: Ent. 7065 | - | no parasitism |
| 7046            | " | "             |
| 7068            | " | "             |
| 7067            | " | "             |
| 7066            | " | "             |
| 7059            | " | "             |
| 7076            | " | "             |
| 7072            | " | "             |
| 7078            | " | "             |
| 7070            | " | "             |
| 7069            | " | "             |
| 7082            | " | "             |
| 7081            | " | "             |
| 7080            | " | "             |
| (KNUK 925) 8822 | " | "             |
| 7094            | " | "             |
| 7087            | " | "             |
| 7088            | " | "             |
| 7083            | " | "             |
| 7084            | " | "             |
| 7089            | " | "             |
| 7091            | " | "             |
| 7085            | " | "             |
| 7092            | " | "             |
| 7211            | " | "             |
| 7214            | " | "             |
| 7051            | " | "             |

1

KNUK: Ent. 10258 - no parasitism

I took a short walk in the afternoon. I collected a *Pollenia* ♀ (2015 M800) on bare soil by the headquarters building. This I kept alive, hoping to start to learn the biology of this species.

I prepared a loan and otherwise took care of transfer of custody of 11 spider specimens to UAM: Ent.

(20. Feb. 2015)

I worked on the meeting and *Pollenia* articles for the ACES Newsletter.

In the afternoon I looked among clumps of *Calamagrostis*.

I tidied some jittling ready for field work on Monday.

(23. Feb. 2015) Toby and I took flavinone samples at Daniels, Beck, and Stormy Lakes.

8  
(24. Feb. 2015)

I packaged and shipped out flourstone samples this morning, taking them to FedEx Kenai.

I collected some more *Palleria* specimens this afternoon.

I got started on my earthworm presentation.

(25. Feb. 2015)

I started to work in earnest on my earthworm presentation.

I collected a ♂ *Palleria* (2015.MLB003) and placed it in the petri dish with the ♀ (2015.MLB001).

(26. Feb. 2015)

I posted the Refuge Notebook article for tomorrow.

I posted the Kenelm W. Philip record.

I worked on my earthworm presentation.

I dissected out the paraphallic process of KNUB:Ento:10694, damaging it in the process, but finding the serrations apically as described by Rogers (1992) and in e-mail correspondences with him.

I went on a walk this afternoon looking for *Palleria*, but I think it is too chilly today. I found none. I wonder where they go at night on these cold evenings.

I entered, summarized, and graphed flourstone concentration data for John.

(27. Feb. 2015)

I spent the morning going through Collet material, packaging it to go to Fairbanks next week.

I examined [UAM:Ento:251347] This is immature, looking to me like an immature *Luabricus*.

I did work on my earthworm presentation some.

(2. March. 2015)

I worked on my earthworm presentation.

(3. March. 2015) I spent the day packing Collet material and finishing my presentation.

(4. March 2015)

I drove to Fairbanks.

(5. March 2015)

I presented in the morning, giving my earthworm presentation at the sustainable Ag conference. I left soon afterward for the museum. There, Derek and I offloaded the final Collet donation. I did not stay too long, but left Fairbanks bound for home. I camped in the truck near Portage.

(6. March 2015)

I drove the rest of the way.

(9. March 2015) I took care of last week's Refuge Notebook article.

I finished uploading images, etc. for the final Collet donation onto Arctos.

I filed loaned earthworms back into the collection.

(10. March 2015)

I spent a good part of the day working on extracting LTEMP data for Paul Beier.

(11. March 2015) I revised my Blood-borne pathogens presentation.

I worked on a script to print specimen records from Arctos.

(12. March 2015) I labeled specimens for a while, printing off a new set of labels.

I spent a good portion of the day reconciling K.N.W.K.:Ents and U.A.M.:Ents records in preparation for an LTEMP data dump for Paul Beier.

Spring Yellowlegs specimens:

|                      |   |
|----------------------|---|
| K.N.W.K.:Ents: 10706 | ♂ |
| 10707                |   |
| 10708                | ♂ |
| 10709                | ♂ |
| 10710                | ♂ |
| 10712                | ♂ |
| 10713                | ♂ |
| 10714                | ♂ |
| 10715                | ♂ |

10716 ♀  
 10717 ♂  
 10718 ♂  
 10719 ♂  
 10720 ♀  
 10721 ♂

(13. March. 2015)

I worked on the AKES Newsletter.

(16. March. 2015)

I worked on clean-ups and administrative in the morning.

I started processing the material given to me by Don Bizar.

I worked on cleaning up in the lab.

(17. March. 2015) I spent most of the day making updates on Biology News (on our website).

(18. March. 2015)

KNUR:Ento:10728 ♀

KNUR:Ento:10729 ♂

I packaged 14 KNUR:Ento specimens to go to UAM, did the paperwork, etc.

I worked on Sarah Mcierollis AKES Newsletter article.

I took a walk on the Ho. Kean Eye Trail in the afternoon, surveying chaga.

(19. March. 2015)

I worked on the AKES Newsletter.

(20. March. 2015)

I posted this week's Refuge Notebook article.

I worked on reconciling UAM:Ento ~ KNUR:Ento records.

23. March 2015

I ~~was~~ worked on AKES administrative: science fair awards, etc.

On Friday, I placed the worm I had collected (:Naturalist: 1304254) in a plastic container with wet leaf litter. Late in the day I added a Pollenia ♀ I had collected from the outside of the building, hoping that it will lay eggs. Today I saw no eggs. Both the worm and fly were alive. I have not seen any Pollenia mating yet, so I may be too early.

I accompanied Nate on a flight over Kenai to photograph the new helicopter pad.

I worked on geocoding ALS data.

24. March 2015

I worked on geocoding ALS data.

25. March 2015

I liked to work today

I formatted a Refuge Notebook article.

I also made small revisions in the AKES

Newsletter.

I started a

26. March 2015

I finished and posted the AKES Newsletter

I did some work on Naturalist, adding a Kenai National Wildlife Refuge place/polygon.

27. March 2015

I started a transfer of another group of specimens to UAM.

Keying a dermestid I collected in the building yesterday using Arnold et al. (2002), p. 229  
 1 → 2 → 3 → 4 → 5 → 6 → 8 → 9 → 13 → Dermapter?  
 6 → Megatoma / Pseudohabrotona  
 Using Beal (1967) → Megatoma ♂

I posted this week's Refuge Notebook article.

I worked on the chemicals inventory.



14  
30. March. 2015

I worked on the Saltmarsh earthworm manuscript.

31. March. 2015

I looked into masting (mast seeding) prediction and worked on the Saltmarsh manuscript some.

1. April. 2015

I worked on the Salomax MS

2. April. 2015

I attended the water ditcher refresher training this morning. Later I pulled and compiled LTEMP data for Paul Bevir. I also edited an Alaska Science Forum post for Ned Rozell. It was on earthworms -

I collected another ♀ *Pollenia* on the outside of the building (215MLB035)

3. April. 2015

I posted the week's Refuge Notebook article.

I worked on analyzing earthworm data.

6. April. 2015

I worked on science fair award letters.

I worked on the Saltmarsh paper

7. April. 2015 I worked on the Saltmarsh manuscript, re-running some numbers.

8. April. 2015 I worked on Saltmarsh data

9. April. 2015

I formatted this week's Refuge Notebook article. We had a biology staff meeting from 9:30-11:00 or so.

I worked on Saltmarsh earthworm data and write-up.

10. April. 2015 I worked on Saltmarsh data and started looking into NGS work for this summer.

13. April. 2015 I started an abstract for the August 2015 iBOL conference.

I ended up doing some data clean-up of our [boldsystems.org](http://boldsystems.org) records.

I saw a *Pollenia* adult ♂ out on the grass. I did not see any on the side of the building today.



*Pollenia* ♀ 2015MLB001 has laid eggs on the filter paper, 30 of them. Both 2015MLB001 and 2015MLB003 are alive, though 2015MLB001 looks lethargic. I placed these in the refrigerator so that they would not hatch overnight.

[14. April 2015]

2015MLB001 and 2015MLB003 are still alive. I transferred them to a new petri dish, hoping to hatch out eggs in the previous dish.

2015MLB003, the worm, is alive and well. It is still immature, but there is a swelling where the clitellum will be.

I transferred two *Pollenia* eggs from 2015MLB001 into the container with 2015MLB002.

I did a little bit of work in the collection, labeling, etc.

I revised the iBOL conference abstract.

Mark Laker brought in a larva from soil of his garden. It looks like *Nematacma*. I think the collection date was 12. April. 2014. I

am putting this in a container with soil to try to rear it. (2015MLB039). I photographed it (frames 8064-8068).

From the *Dendrobaena* earthworms I collected today (2015MLB040), I put one worm each in 10 urine cups provisioned with litter and humus. I labeled these 2015MLB040-01 - 2015MLB040-10. In each of these containers I added two *Pollenia* eggs to the surface of the leaf litter.

[15. April 2015]

I wrote a script to distill all names of terrestrial arthropods from an export of public data from [bd.systems.org](http://bd.systems.org).

I formatted the Refuge Notebook article.

None of the *Pollenia* eggs hatched. 2015MLB001 has laid no more eggs.

I revised my earthworm presentation for this weekend.

(16. April. 2015)

I worked on the Saltmarsh paper.

None of the *Pallenia* eggs have hatched.

(17. April. 2015)

I worked on a transfer of ectoby loan of specimens to go to UAM.

(20. April. 2015)

2015MCB042 died over the weekend.  
2015MCB001 and 2015MCB003 are alive. No more eggs were laid. The eggs from earlier have not hatched. They may have not been fertilized.

From 2015MCB045, one of the *Xylograptidae* larvae pupated.

Keying earthworms I collected on Saturday in Nainilchik using Reynolds (1977). There is one *Dendrobena octaedra*.  
p. 32 1 → 2 → 3 → 4 → ?

lengths of 3 adults 69mm, 71mm, 69mm

I worked on the PCA portion of the Saltmarsh paper.

I spent a good part of the afternoon cleaning the lab.

(21. April. 2015)

I took my annual FISSA training.

John asked for stats on AK chironomids that have been barcoded, so I obtained stats for him.

Keying an aradid I just collected using Matsuda (1977), p. 10 *Aneurus* p. 75  
*Aneurus septentrionalis*

(22. April. 2015)

Back paper I spent the day on the Saltmarsh manuscript. I also met with Libby and John regarding the upcoming grassland/forestation sampling this summer.

23. April 2015

The pupae of 2015MCB041 eclosed overnight → 2 adults. These were both anthomyids, a ♂ and ♀.

Keying KUMI:Ento:10749, a ♂, using MND, p. 1100 1→3→5→6→10→14→16→18→19→20→21→23→Hydrophoria? Keying with Griffiths (1998), p. 1912 1→2 I dissected the genitalia. It is not Hydrophoria. It might be Zaphra p. 2112 1→2→3→25→27→29→30→39→41→

Zetterstedtia.

24. April 2015

I posted this week's Refuge Notebook notes.

I worked on Biology News updates from Bella.

27. April 2015

I worked on specimens for a while mounting, labeling, entering into Proton, etc.

Numerous small flies emerging from material collected under bark of rotting aspen on 17. April (2015MCB045) are Anthomyza.

28. April 2015

I worked on the Saltmarsh manuscript.

I attended the quarterly safety meeting.

A noctuid caterpillar I collected yesterday I labeled 2015MCB051. It was from our N high tunnel. It ate firweed buds (leaves) offered to it last night.

29. April 2015

That noctuid (2015MCB051) completely consumed two dandelion (Taraxacum officinale) leaves overnight.

I worked on the Saltmarsh paper some, but then I needed to spend time on the DNA barcoding conference abstract.

The worms that the kids and I collected yesterday at Solid Rock look like Lumbricus terrestris, but they are not quite mature, so I am keeping them alive in the lab (2015MCB052)

(30. April. 2015) I finished revising and then submitted an abstract for the 2015 DNA barcoding conference.

Keying what I think is an anthomyid from 2015 MCB045 using MND, p. 105 72 → 73 → 74 → 75 → 76 → 77 → 78 → 81 → 82 → 83 → 84 → 85 → 86 → 87 → Clusidae p. 857 1 → Clusodes.

Keying using Lent Lonsdale et al. (2011)  
I could not ID them with confidence.

(1. May 2015) Keying a syrphid reared from 2015 MCB045 (aspen log) using MND, p. 7-23  
45 → 46 → 91 → 99 → 100 → Brachyopa? 101 → Brachyopa ferruginea?

I scrutinized ~~and~~ recently obtained COI sequences and updated identifications on BOLD and Arctos.

I worked on the Saltmarsh data.

I formatted and posted the Refuge Notebook article.

(4. May. 2015)

I pinned up a few insects that had eclosed from pupae over the weekend.

Keying earthworm from Salt Marsh using Reynolds (1977), p. 32 1 → 2 → 3 → 5 → L. terrestris.

I spent much of the day on the Saltmarsh manuscript.

(5. May. 2015) I took care of some AKES stuff.

I worked on the Saltmarsh manuscript.

(6. May. 2015)

Still no eggs from 2015 MCB048 or 2015 MCB047. They are still alive, as are 2015 MCB001 and 2015 MCB003.

Now I am checking the containers of worms where I had added eggs

2015 MCB040-02: Now this contains a few worms. Apparently some tiny worms in the soil are now ~4 cm in length.

2015 MCB 040-09: This contains one healthy worm.

2015 MCB 040-01: one healthy worm.

2015 MCB 039: This is an adult fly and pupal exuvium now. I think it is *Theridion*, M.V.P., p. 518 1→2→3→4→5→14→15→Theridion?  
→

I had to deal with sealing sea otter hides and removing teeth from sea otter skulls.

I spoke with John Hanson about NGS DNA barcoding methods.

I worked on stats for the Saltmarsh paper. I must re-run some stuff.

(7. May. 2015)

I formatted and posted this week's Refuge Notebook article. I met with John, Dawn, and Ben Jones about grassland/reforestation work this summer.

I worked on the Saltmarsh data.

(8. May. 2015)

I pulled another set of specimens to go to UAM. I packaged others to go out to UAM today (loan KNWR-2015.06-UAM-Ento).

(11. May. 2015)

I worked on the Saltmarsh manuscript.

(13. May. 2015) I had to put together material for an estible plants class I am teaching this weekend.

(14. May. 2015) I worked on material for the estible plants class.

(15. May. 2015) I came in in the morning, but I am taking a sick day today.

All of the *Pellaea* flies that I have are now alive. There are no eggs.

(20. May. 2015) I came in for the range qualification today, but I left early sick.

(21. May. 2015)

I took care of last week's Refuge Notebook. I also posted this week's Refuge Notebook and helped Donna with Content Management System menus.

I started preparing ~~equipment~~ equipment and supplies for elodea sampling next week.

(22. May. 2015)

All four of my Pollinia flies are still alive. None have laid eggs.

We had a biology staff meeting this morning.

I did more prep work for Elodea sampling on Monday.

I updated the lab safety plan.

(26. May. 2015) I sampled Stormy Lake and part of Daniels Lake with John, Jillian Jablonski, and Jerry Archib.

(27. May. 2015) The same four of us sampled the rest of Daniels Lake and all of Beck Lake today.

(28. May. 2015) I shipped out fluorite samples from Keani this morning.

I worked on identifications of plants collected over the last two days.

(29. May. 2015)

I finished entering elodea survey data from earlier this week. I started work on mapping.

I sealed two sea otter skulls and hides.

(3. June. 2015) I came in to catch up.

(4. June. 2015) I worked on mapping recent elodea data.

(5. June. 2015) I worked on Refuge Notebook articles, sent an updated fluorite concentrations graph to John, etc.



Keying a Pannoculus from the Chechako  
Island using Welsh, p. 357 1→3→4→5→7→8  
→ 9 → ymelinii

All 4 of my Palleonia flies are still  
alive.

[8. June. 2015] I did late entry for some  
of our herbarium specimens.

I worked on a map for the Saltrax  
manuscript.

Looking at a Carex collected on 5. June.

- stigmas 2

- staminate flowers show protillode flowers on  
some spikes.

Keying using Welsh, p. 488 1→2→ Key II, p. 490

1→2→9→10→12→13→ doveyana? no. Lateral

capitula are gynaeceandrous.

→ 19→20→22→23→25→ arctica?

Now using Fonds & Lykin (2003), p. 25

1b→2a→ Key 2, p. 27 1b→2b→3b→4b→

canescens

~~2014~~ 2015 MCB047. - Palleonia, laid a  
bunch of eggs over the weekend, but I  
found this only at the end of the day.

[9. June. 2015]

I started working on travel arrangements  
for going to Guelph in August.

[10. June. 2015] I formatted this week's Refuge  
Notebook article.

All four of my Palleonia are still alive.  
The eggs of 2015 MCB047 have not hatched,  
I expect that they will be dead because  
there was no ♂ to fertilize them.

[11. June. 2015] I walked down to Headquarters  
Lake with Jenny to help her obtain  
photos of Utricularia for a Refuge Notebook  
article.

In the afternoon I drove to Huron to get  
passport photos.



Key  
 Brian  
 → 1 →  
 (12. June. 2015) I posted the Refuge Notebook article.

All  
 alive  
 I worked on a map for the Saltmarsh manuscript.

(15. June. 2015)  
 (8.) Todd and I took a walk around the new visitor center looking for exotics.

I  
 mane  
 I helped take down the USFWS tent at the Saldolan Creek Park, where it had been set up for the Kenna River Festival. There I collected a *Sarcus* along the board walk. It has mostly

Loos  
 - st  
 - st  
 one  
 Her  
 1 → 2  
 A chickweed from the new visitor center is *Cerastium glomeratum*. No. *Cerastium fontanum*.

(16. June. 2015)  
 The *Spergularia* from the Visitor Center yesterday is *Spergularia rubra*

New  
 16 →  
 ca  
 I caught up on some safety training (aviation).

(17. June. 2015)  
 I prepared for and then drove out to KDU for a live interview on local entomology issues with Jenny Neiman and Janice Chunley.

I prepared this week's Refuge Notebook.

I worked some in the herbarium.

(18. June. 2015)  
 I worked on a Refuge Notebook article on *Prunus padus*.

Keying a *Polygonum* from the new visitor center using Welsh, p. 317 1 → 2 → 4 → 6 → 7 → 8 → 9 → 10 → *P. persicaria*? yes.

Also, there was *Phleum pratense* in the plantings.

A mustard I had thought might be *Arabis sp.* was shepherd's purse.

Another plant I don't know. Stamens 2, petals 4, sepals 4. Welsh, p. 42, Key IV 1 → 5 → 11 → 17 → 20 → 23 → 24 → 25 →

(19. June. 2015)

I met Nate at the float plane dock at 0600 for a caribou survey. We took off, but there was unexpected low cloud cover rolling in from the inlet, so we postponed and returned.

The plant I was having trouble with yesterday is a Lepidium. I don't have fruits available, though, so I cannot get further.

(22. June. 2015)

Keying Lepidium from visitor center using flora of BC, p. 158 1 → 2 → 5 → 8 → densiflorum.

A composite from the plantings at the visitor center is Crepis.

I worked on the Saltmarsh manuscript.

(23. June. 2015)

I worked on the Saltmarsh manuscript, preparing it for submission. I had trouble registering on Pensoft's website, though.

(24. June. 2015)

I submitted the Saltmarsh manuscript.

(25. June. 2015)

I worked some on the MS dataset.

I led a bug walk in the afternoon.

(26. June. 2015)

I posted the Refuge Notebook article.

I worked on MS volunteer dates and collector dates.

I prepared for Calamagrostis work on Monday.

(29. June. 2015)

I spent the day in Thera with Wale working on Calamagrostis plots.

(30. June. 2015)

I spent the day on the road with John Lundquist, Gaerret Dubois, Jason Sloan, and Jerry. We looked at aphid damage at Mossy Kitchie's homestead in Homer.

(1. July. 2015)

I worked with Wade today on Mile 149 on the Calamagrostis study.

Plucking a Poa from Mile 149, T1.

1. July. 2015 using Skinner et al. (2012), p. 14  
 14  $\rightarrow$  16 (another ~1.8 mm long) 21  $\rightarrow$  66  $\rightarrow$  72  $\rightarrow$  82  $\rightarrow$  96  $\rightarrow$  236  $\rightarrow$  246  $\rightarrow$  256  $\rightarrow$  266  $\rightarrow$  Poa arctica

Bromus, Mile 149, 1. July. 2015, T12.

Skinner et al., p. 8 16  $\rightarrow$  It is a Festuca,  
 p. 13 16  $\rightarrow$  20  $\rightarrow$  22  $\rightarrow$  F. rubra

Festuca, Mile 149, T12C, 1. July. 2015 -  
 also F. rubra, just less mature.

Poa #2, Mile 149, T6, 1. July. 2015

This one is not quite mature, but developing  
 stamens are about 0.5 mm long.  
 p. 14 16  $\rightarrow$  21  $\rightarrow$  66  $\rightarrow$  76  $\rightarrow$  306  $\rightarrow$  32. P. pseudo-  
abbreviata? no. Poa laxiflora?

(6. July. 2015) I spent the day with Wade and Jenny on the Gruner site of the Calamagrostis study.

(7 July. 2015) I prepared and shipped Pleistocene samples via FedEx Kenai.

(8. July. 2015) I spent the day getting ready for next week's grassland work.

(9. July. 2015) I spent the day preparing for grassland study work.

(10. July. 2015) Another day spent preparing for the Calamagrostis study.

(13-14. July. 2015) Helicopter work out of Homer.

(15. July. 2015) 10:00 - 18:00

The day was spent getting ready for more helicopter work tomorrow.

(21. July. 2015) 11:30 -

Jenny & I are working on loan rep, etc. from recent field work.

Looking at plants from the Andrew Deery cabin from yesterday.

(19. July. 2015)

I started drying samples from yesterday in oven: ~~90°C~~ for 24 h. I found a protocol online (<http://www.konza.ksu.edu/keep/plantproduction/biomassintro.htm>): 60°C for 24-48 h. I started a run at 60°C for 48 h.

(20. July. 2015) John, Adam, and I flew the southern and western end of the Tunny River Fire looking for weeds. Over a break in the middle of the day I am looking at plants collected today. The Ruess from Indian Creek is *Thruex occidentalis*.

(21. July. 2015) 11:30 - 16:30

Looking at plants from the Andrew Berg cabin from yesterday

Poa - *P. annua*

(22. July. 2015) 05:00 -

Keying *Subca* from Bear Creek using flora of BC, V2, p. 278 1' → 6' → 9' → 11' → 13' → 15' → 17' → 18' → *latifolia*.

The *Trifolium* from this locality is *T. repens*.

Also, *Gentiana* *anaetha*.

*Elymus* from Hanson Horse Trail, PICNIC site, 20. Jul. 2015: anthers ~ 1 mm ...  
*Elymus* *trachycaulus*.

(27. July. 2015)

I inventoried and compiled data for the spruce samples collected over the last couple of weeks.

I spent most of the day working on coordinates of the spruce samples.

(28. July. 2015) I shipped out the spruce samples to Diana Wolf via FedEx Kenai.

I started work on the report for the  
Tunny River fire weed survey.

(29. July. 2015)

I worked on summarizing the Tunny  
River fire weed work. I also identified  
plants from Mark and Natic's work on  
Birch Tree and Porcupine Lakes.

(30. July. 2015)

I finished entering KMR:Herb Agaricaceae  
specimens into Proton.

I worked on catching up on Refuge Notebook  
articles.

(3. August. 2015)

Keying a mustard from McElroy's. I  
think *Descurainia*, using Douglas et  
al. (1998), p. 120 1<sup>st</sup> ?<sup>nd</sup> → *D. sophia*

I spent the day out on Tunny River road look-  
ing at fire lines, fuel breaks of Tunny  
River fire. A grass I collected has awnlets  
~0.8 mm long and was tufted, so it was not  
*Elymus repens*.

This is *Elymus alaskanus* (also keys to  
*Agropyron boreale* in Welsh (1974))

(4. August. 2015)

I worked on uploading / data entry from  
yesterday's field work.

Erhan and I walked some of the fire line  
in the vicinity of the Tunny River horse  
trail in the afternoon looking for weeds.

(5. August. 2015)

A *Ceratium* from the Tunny River Horse Trail  
yesterday is *C. vulgatum*.

I worked on the BAEK 2015 fire report.

(6. August. 2015)

I processed Homer aphid specimens to  
mail to Liz Graham.

I downloaded <sup>Lipidoptera</sup> data from Proton and tweaked  
maps for Cliff Ferris

(7. August. 2015)

I worked on travel arrangements for the  
Guelph trip, started my presentation, etc.

I worked on preparing a loan of  
specimens to go to UAM on Monday.

(10. August. 2015)

I prepared a loan of specimens to  
go out to UAM.

I worked on my presentation for next  
week.

John asked for a power analysis for elodea  
survey work, which I delivered to him.

(11. August. 2015)

I got specimens sent to Derek, but most of  
the day was spent on my presentation.

(12. August. 2015)

I worked on my barcoding  
presentation.

(13. August. 2015)

I worked on my barcoding presentation.

Harzing a composite flower from the  
EEL plantings using Welsh (1974), p. 107  
1 → 2 → Key II 1 → 2 → 3 → 4 → ~~5~~ 5 →  
Eigeron? p. 141 1 → 8 → 9 → 11 → 12 → 14 →  
perigrinus?

(14. August. 2015)

I prepared for the trip to Guelph.

(24. August. 2015)

I took care of administrative, etc. and  
prepared for floridone sampling tomorrow.

(25. August. 2015)

I sampled Beck, Daniels, and Stormy lakes.

(26. August. 2015)

I shipped out floridone samples in the morning,  
then made preparations for being away for a while.



(14. Sept. 2015)

I had much email, etc. to catch up with.

I went on a short walk in the middle of the day.

Keying a slug I photographed and collected using  
Forsyth (2004), p. 33 1 → 3 → 4 → 6 → 7 →!  
↳ 8 → 9 → 10 → 6 (next?)

I think it is Derrcores (aene). I dissected this specimen, but I mangled it and ended up discarding it.

At John's request I made maps, etc. for working on one of the lakes tomorrow.

(15. Sept. - 16. Sept. 2015)

I spent these days on Stormy and Daniels lakes surveying aquatic plants and taking fluridone samples with John and Edgar.

(17. Sept. 2015) I worked on revising the Saltmarsh manuscript.

(22. Sept. 2015)

I packaged and shipped fluridone and sediment samples via FedEx.

I scrutinized, made final edits of, and submitted the Saltmarsh earthworms manuscript.

I worked on credit card statements.

(23. Sept. 2015)

I processed some of the Keston NWR NGS data delivered in August.

John asked me to finish up the BAER report, so I will switch to working on this.

I collected some Trofellium pratense from near the fire house to confirm this identification for the BAER report. These were T. pratense.

(24. Sept. 2015)

I worked on the BAER Fanny River Fire report.

(25. Sept. 2015) I worked on the BAER report.



(24. Sept. 2015)

I worked on the BAER report.

(28. Sept. 2015)

I did a little bit of work in the collection.

John asked me to go sample Sitka spruce in Seward, so, with Jen assisting, I did so.

(29. Sept. 2015)

Jen and I headed out Samsin River Road to the Silver Lake Trail where we sampled white spruce tips.

I received a draft of the Saltmarsh MS, a proof.

I worked on building a tree and getting FDI from the Kenai NWR 2015 NGS data.

(30. Sept. 2015)

I shipped spruce samples to Diana Wolf via FedEx.

I worked on the BAER report, getting a draft sent to John.

(1. Oct. 2015)

I finished the BAER report, getting maps and appendices attached today.

(2. Oct. 2015)

I worked on ALS Volunteer data.

(5. Oct. 2015)I attended the biology staff meeting in the morning, then I ~~attended~~ worked on ALS Volunteer data.Examining earthworm from grassland study site  
83F 71F, 18. July. 2015

28-32 - clitellum

29-33

It is D. octaedra JM(6. Oct. 2015)

I worked on the ALS data.

(7. Oct. 2015)

I worked on the ALS data.

(8. October 2015)

I worked on the ALS data.

(9. Oct. 2015)

I worked on the ALS data.

(13. Oct. 2015)

I identified the copepod from the trout ~~at~~ we caught yesterday at Egumen Lake as Salmincola.

I attended a teleconference on the pollinator coordinator, region 7, position.

I worked on ALS butterfly names (synonymies) reconciling for mapping.

(14. Oct. 2015)

I worked on the ALS data, finally producing new maps.

I collected a <sup>three-spined</sup> stickleback from Headquarters Lake from which to collect parasites. I did find arthropod parasites on the gills, though these were quite small. (♂ larva) and lacked the paired egg sacks.

.. (15. Oct. 2015)

I worked on updating the Refuge's checklist in preparation for an upcoming Refuge Notebook article.

(16. Oct. 2015)

I started a Refuge Notebook article due next week.

Todd and I rented equipment for applying herbicide on Monday.

(19. Oct. 2015) John, Tom, and I applied fluridone in Daniels and Stormy Lakes.

(20. Oct. 2015)

I worked on my Refuge Notebook article due tomorrow.

(21 October 2015)

I took a walk to Nordic Lake in the middle of the day. I saw a Pollonia on the recycling bins outside of the new visitor center, but I failed to catch it.

I had made new fluridone graphs for John in the morning.

I finished up my Refuge Notebook article.

(22 Oct. 2015)

I shipped out a beetle specimen to M.C. Thomas.

I made updated E.idea survey maps for John.

Keying snails from Eguenen Lake trout gut contents using Burch (1982), p. 64 1 → 11 (Lymnaeinae) → 12 → Lymnaeidae, p. 147 1 → 4 → 5 → 6 → 7 →

Lymnaea or Stagnicola?

(26 Oct. 2015) - I worked on formatting 2015 Refuge Notebook articles.

(27 Oct. 2015) I produced a new map for the butterfly book.

I generated a graph from AKEPIC data requested by John.

I worked on updating the Biology News portion of our website.

Keying a fanniid from my house using MND, p. 1118 1 → 15 → 16 → 17 → Fannia Using Chiles+H (1960), p. 42 1 → 3 → 4 →

Fannia, 47 A → M → P → Q → S → T → pratensis group ♂ 92 → 95 → maybe mutica group ♂ 41 - mutica!

(28 Oct. 2015)

I examined the genitalia of that fly from yesterday (KUMU:Ent:10791). The genitalia look like Fannia canicularis. The thorax is vittate, but not conspicuously so. Parafrons bare, s. not Enidicola. Based on thorax vittate and some yellow on abdomen, also parafrons not at all brown, → F. canicularis.

I finished adding protists from Richard Payne to the Refuge's checklist.

I made ALS maps for the upcoming book.

I made updates to Refuge Notebook and Biology News.

(29 Oct. 2015)

I worked on 2015 Refuge Notebook articles.

(30 Oct. 2015)

I worked on Refuge Notebook articles.

(2 Nov. 2015)

I calculated mast prediction for 2016 for Kennel: 2016 should be a mast seeding year.

I worked some in the collection on data entry, etc.

I worked on adding material to Biology News.

I sealed a pair of walrus tusks.

3. Nov. 2015

I worked on Biology News.

I tried to make some strobiloid nest seeding predictions, but this was tough.

I worked on our NGS data.

4. Nov. 2015

I worked on my LCC synthesis chapter, getting a draft sent off.

I worked on NGS data.

Keying KNUK:Ento:10792 using Bellis (1992), p. 170 1 → I got 11 segments.

Going back to Arnett et al (2002), p. 253 68 → 69 → 73  
→ 74 → 75 → Stinus Papp (1962)  
Keying using Papp (1962), p. 390 1 → 2 → 3 → b. distinctus?

5. Nov. 2015 I made some posts to abentoc.org.

I worked on our NGS data, finishing the 157 bp data set and starting the 224 bp dataset.

Keying 2013MLB055, an orb weaver, using Ubick et al. (2005), p. 69 1 → 4 → 5 → 6 → 7 → 9 → 13 → 14 → 15 → 19 → 20 → ~~22 → 23~~  
↳ 24 → 25 → 26 → 27 → 30 → 31

→ 32 → 33 → Araneus? Keying using Levi (1973), p. 479, key + 9s. 1 → (27mm total length) 2 →

Loei (1971), p. 137 b → 6 → carticarius

6. Nov. 2015

I formatted and posted today's Refuge Notebook.

I worked in the collection a little.

BOLD appears to be down today.

I added Arctos records from ~~KNUK~~ KNUK:Ento, KNUK:Herb, UAM:Ento, UAMObs:Ento, and (CUP:Ento to the Kenai NWR checklist dataset.

I ran an alignment on Elasmostethus data from our two datasets (two different primers). These

were non-overlapping ~~for~~ sequences within the 658 bp DNA barcoding region.

I worked on our NGS data.

(9. Nov. 2015)

BOLD BIN assignment for my three LifeScanner samples had been run over the weekend.

I finished going through the 224 bp (313 bp) sequence data.

I worked on GenBank submission for our NGS data. It is quite a task.

(10. Nov. 2015)

I finished uploading data for the Kenai NWR NGS data in Genbank.

I worked on updating the Kenai NWR checklist of butterflies based on names and data now in KWP:Ento.

(12. Nov. 2015)

I worked on Tetlin NGS data.

I spent some time fighting with the CMS, trying to get 1999 Refuge Notebook articles posted properly.

(13. Nov. 2015)

I did some review of Refuge Notebook articles and posted today's articles.

I worked on identifications of Tetlin NGS data.

I finished updating the Kenai NWR checklist of butterflies.

Keying (KWR:Ento) 7032, which I think is an Araneus ♀, using Levi (1973), p. 479 1→

I used Dondale and et al (2007). I am pretty sure this is Araneus nordmanni based on the heart-shaped posterior plate of the epigynum.

(16. Nov. 2015) I did some editing of Refuge Notebook articles.

Kim was feeling sick today, so I left early. I worked @ 7:00 - 12:30.

(17. Nov. 2015)

I think I finished the Genbank submission of our NGS pilot study samples.

I did some editing of Refuge Notebook articles.

I worked on Tetlin NGS data.

(18. Nov. 2015)

I worked on Tetlin NGS data.

I worked from 0800 - 12:00, heading home because Kim was sick.

(19. Nov. 2015)

I talked with Jason Mann this morning about using NGS methods for EPRR monitoring.

I worked on Tetlin NGS data.  
8 - 2:30

(20. Nov. 2015)

I worked on data for the Genome manuscript.

(23. Nov. 2015)

I worked on trying to figure out how to demultiplex our NGS data better.

(24. Nov. 2015)

I worked on the Genome manuscript.

(25. Nov. 2015)

I worked on Genome manuscript NGS data and a graphic.

(27. Nov. 2015)

I composed an abstract for a potential talk on DNA sequencing at KPC and sent it off.

I put in 9.5 hrs. ~~on~~ today, mostly on the Genome manuscript.

(30. Nov. 2015)

I worked on the Genome manuscript.

A glycol line above the lab had failed over the weekend, causing much damage in the lab. I helped some with clean-up.

(1. Dec. 2015)

I looked into taxonomy of Beris specimens.

I started a Refuge Notebook article on Pollenia.

(2. Dec. 2015)

I wrote my Refuge Notebook article on Pollenia.

I did some work cleaning up in the collection.

(3. Dec. 2015)

I photographed specimen KUMR:Ento:10792.

I finished processing the Drosophilidae returned by Kim van der Linde.

I started work on a TAX version of the Kumai VUK checklist, also doing some work on the underlying data.

I did some work in the collection labeling specimens and selecting some to send to UAM.

(4. Dec. 2015)

I worked on posting Refuge Notebook articles.

I did a little checklisting work.

I worked on editing Refuge Notebook articles

(7. Dec. 2015)

I worked on Refuge Notebook articles at home in the morning, then the kids and I drove out to Tim's Landing on the Kumai River to collect rose galls from Salix sitchouana. We had a hard time recognizing the galls and a harder time finding larvae in them. We ended up just collecting the galls to bring them back to the lab.

We stopped at Watson Lake campground to collect rose galls of Salix barclayi, but we found none.

We did collect a couple of gall midge larvae from rose galls of Salix barclayi on Ski Hill Rd.



[8. Dec. 2015]

John asked me to get literature on the website, so that is what I did.

I ~~cut me~~ dissected one of the galls from *Salix sitchensis* that we collected yesterday and put it into LifeScanner sample vial BOLD-001. The rest I should let my kids work with.

Later, at home, Miriam worked on collecting more gall midges (larvae) from those rose galls on *Salix sitchensis*.

vials: BOLD-B50  
BOLD-HY2  
BOLD-SG2

[9. Dec. 2015]

I worked on Kenai NWR biology literature for our website.

[10. Dec. 2015]

I spent most of the day posting Kenai NWR literature to the website.

[11. Dec. 2015]

I posted today's Refuge Notebook article.

I am pretty sure that KNWR:Ento:10797 is *Otiorynchus ovatus*.

I did some work in the collection.

I worked on a pdf version of our checklist.

[14. Dec. 2015]

I worked on posting Refuge Notebook articles from 2000 on line, getting this done.

I worked a little on the Kenai NWR checklist.

(15. Dec. 2015) Meeting with Carol Danbury, Anchorage, Meg Perdue, Bret Christensen, and several of Kenai NWR staff.

→ New with water resources office

(16. Dec. 2015)

I spent the day in meetings with regional I&M folks.

(17. Dec. 2015)

More I&M meetings today.

(18. Dec. 2015)

I worked on data entry for data collected with Wilda over the summer.

Keying a syrphid with barcode label KNUKCR2952 using MND, p. 718 1→39→45→46→47→49→73→74→75→76→77→78→80→84→85→1

↳ 79→Cynorrhinea? No

Chalcosyrphus

Keying using Curran (1941), p. 286 1→2→3→4→5→

↳ veccis?

I think so.

Keying specimen KNUK:Ento:7216, a Chrysotimum, using Vockeroth (1992), p. 48 1→2→3→  
These appears to be much confusion in this genus.

(21. Dec. 2015)

I listed Refuge Notebook articles.

I did the last of the data entry from the All Hands/All Lands Calamagrostis work with Wade this last summer.

I worked a bit on formatting of the Kenai NWR checklist.

I am reexamining the Poa #2 from Mile 149 T6, 1. July 2015, which had been kept in the freezer. I found an anther about 0.8-0.9 mm long which might have gotten grown longer ~~if~~ the plant matures if it would have been allowed to do so.

Stinner et al. (2012), p. 14 1b→2b→4b→7a-8a→9a→10a→11b→12b→13b Poa pratensis.

(22. Dec. 2015)

Keying *Luzula* from site Kena: T12, 29. June.  
2015. Welsh (1974), p. 614 1→4→*L.*  
*campestris* / *multiflora*, p. 616 1→7→6

*Luzula* from Mile 149 T3 1. July 2015 is  
*Luzula parviflora*.

*Luzula* #12 Griner T12 6. July 2015 is  
*Luzula multiflora*.

*Stellaria* Kena 29. June 2015. Welsh (1974), p.  
94 1→2→3→4→5→6→7→*longipes?* Yes.

*Stellaria* Mile 149 T4 1. July 2015 1→2→3→4  
→ *longifolia*

*Stellaria* Mile 149 T6 1→2→3→4→5→6  
*crispa?* Yes.

*Stellaria* Griner T1 6. July 2015 *Stellaria longifolia*

A flea from DeVille Rd., May 27, 2015

37730 DeVille Rd. - Marian Bouser looks like

Dolichopsyllidae (terga 2-6 with 2 rows of bristles,  
genal comb absent, preantennal comb present, no suture on  
dorsal surface of head between antennae.

New Ceratophyllidae, Holland (1985), p. 263 1→

Ceratophyllinae Ceratophyllus? p. 264  
1→2→3→20→23→27→32→33→35→38→

(23. December 2015)

I worked a little in the collection.

I added records from Holland (1985) to the Refuge's  
checklist.

Examining earthworms from site 54F, 19. July 2015,  
collector MLD. These are *Dendrobaena octaedra*,  
adults: 6♂  
immatures: "

Examining worms from site 53F, 19. July 2015, collector  
MLD. These are *Dendrobaena octaedra*,  
adults: "  
immatures: "

Examining worm from site 85F, 18. July 2015,  
M. L. Bouser.

This vial contained one minute oligochaete which  
may or may not be an earthworm.

64  
Examining Carex from site 72F.

Strigis 3 Keying using Welsh (1974), p. 488  
1 → 2 → 3 → 4 → 5 → Key VI, p. 493 1 → 4 → 8 → 9 → 10 →  
C. mertensii

(24. Dec. 2015)

KNUZ: Euro: 10823

A flea from a bat collected by Mallory Okuly in  
Cahoe is a bat flea (Ischnopsyllidae).

Keying using Hilland (1985), p. 29 13 →  
Myodopsylla p. 214 1 → 2 → gentilis ♂

(25. Dec. 2015)

Examining Lupine from 81F. Keying using  
Welsh (1974), p. 270 1 → 3 → neotkatensis

I worked on a 2015 data submission to AKEPIC.

(29. Dec. 2015)

Examining contents of bag from site 54F.

Dryopteris expansa

Tridentis europaea

Calamagrostis canadensis

Rubus pedatus

Examining contents of bag labeled 67F  
(9. July. 2015.)

Rubus arcticus

Viola sp.

Luzula Welsh (1974) p. 614 1 → 2 → 3 →

parviflora

Pyrola asarifolia

A rhizomatous grass. Skinner et al. (2012), p. 4  
1 → 2 → 3 → Arctagrostis, p. 9 1 → A. ~~diffusa~~ No.  
(Poore) 1 → 2 florata per spikelet  
→ 1 → 9 → 14 → 23 → 24 → 25 → 27 → Poa p. 14  
1 → 2 → 6 → 7 → No anthers left, mut. g. both ways  
here 8 → 9 → 27 → 24 → 25 → 26 → Poa arctica

Examining contents of bag labeled 68F

Stellaria sp. (no flowers)

Ribes sp. (leaves only)

Examining contents of bag labeled 70F.

Suaeda perennis

Carex merckensii

Senecio triangularis

Luzula parviflora

Examining contents of bag labeled G5F 19 JUL 2015.

Luzula parviflora  
Cornus canadensis

Examining contents of bag labeled 53F.

Alpecurus magellanicus (= A. alpinus)  
We do not have this one in our collection.

(31. Dec. 2015)

Gary Titus showed me how to use the slide scanner today. I started looking at old Kennis NWR bio photos.

I formatted tomorrow's Refuge Notebook article. We had a retirement party for Gary at the Visitor Center today. We will miss him.

(4. Jan. 2015) I did some work on Refuge Notebook and updated the website accordingly. I worked on editing 2001 Refuge Notebook articles.

(5. Jan. 2015)

I did a bit of work in the herbarium.

I posted all the Refuge Notebook articles from 2001.

I signed up for a galaxy account to try analyzing NGS data.

(6. Jan. 2016)

First I am recording what I did yesterday. I uploaded the .qual<sup>(8)</sup> and .fast<sup>(7)</sup> files from the NGS processing of KNR samples KNR:Ents:7114, KNR:Ents:10656, and KNR:Ents:10657. I had to edit the bowtie file<sup>(1)</sup> to remove hyphons, which galaxy did not accept unlike. Actually it was the Barcode Splitter tool that did not like hyphons.

(7) Bowser - 3585X.fast

(8) Bowser - 3585X.qual

→ ((3) Combine FASTA and QUAL)

(accepted defaults, changed ~~en~~ which changed encoding of quality from numeric to ASCII.

After processing, I changed the data type to "fastqillumina."

↓  
(15) Barcode Splitter

Accepted defaults.

Downloaded data (3 datasets) as there seemed to be no direct way to pass these data to another tool.

Today

Uploaded split file from (15) Barcode splitter corresponding to KNR:Ento:7114.

(14) Same as (13), but kept native encoding.  
Set data type to fastq\_illumina for the next step.



(17) Barcode Splitter on (14) and (11).

Accepted defaults.

Downloaded this.



Uploaded file for KNR:Ento:7114 (18)

changed data type to "fastq\_sanger"



(19) FASTQ Trimmer options: 5':8, 3':0

Going back to (13). I think the ASCII quality format  
Ind(15)

is the right way to go.

I think I must start from the FASTQ files.

Next step is to merge pairs.

pear (20) on (1) and (2). These are the FASTQ files from KNR:Ento:7114. Accepted defaults.

pear (21) on (4) and (3).

pear (22) on (6) and (5).

It might be ok to use the pipeline from Research and Testing Laboratory through the preparation of QIIME files. I will try both ways.

→ ~~changed~~ changed datatype of (19) to from fastq\_sanger to fastq\_sanger.



Filter by quality (23). Accepted defaults.  
Failed. I think due to format issues.

Trying Quality format...

uploaded

(26) KNR:Ento:7114 sample from (15).

format: fastq

changed data type to fastq\_sanger



(27) FASTQ Trimmer on (26).



(28) FASTQ to FASTA on (27)  
(error)

Changed (27) from fastq ~~gss~~ cssanger to fastqsanger ↓

(29) FASTQ to FASTA (Solexa)  
(accepted defaults)  
(error)

(30) Trying FASTQ to FASTA on (19).  
failed.

(31) Trying the same with Solexa variant of FASTQ to FASTA on (19). failed.

Downloaded (27).

Tried opening using readFastq() from the R ShortRead package. This gave no error.

I was able to read output of (15) into R via this method.

Uploaded to Galaxy (32)

↓  
(33) Trim sequences error

→ (34) FASTA Width formatter on (32)

↓  
(35) Trim sequences on 34  
by 9-600

↓  
(36) VSearch dereplication on 35

↓  
(37) VSearch clustering on 36

(38) and (39) VSearch clustering on 36  
(different parameter and output settings)

(40 & 41) ditto, yet different parameters.

This worked, yielding 148 OTUs

I started working with the output FASTA file in R.

7 Jan. 2016

I did some work on data entry in the herbarium and the entomology collection.

Examining plants from 53F.  
Compositum chinense



Keying a sedge from 53F using Walsh (1974), p.  
488 1→2→3→ Key III, p. 492 1→2→3→4→1  
↳ 5→6→8→

C. lenticularis?

Carex macrochaeta

A Festuca looks like E. altaica. It is.

Examining bug with barcode label KNUK2959.  
It looks like Alydidae. Alydus eurinus?

Examining plants from site 85F.  
Carex mertensii

A wasp I collected on 27 July 2012 = Bethylinae ♀.  
Referring to Evans (1978) Bethylini, Bethylus  
p. 219 1→ B. lecipiens.

Reexamining specimen KNUK:Ento: 4235. = bethylid.  
Keying using Evans (1978), p. 7 11→18→14→  
↳ 12→13→  
1→8→9→18→ Apocryptus?

Keying amblyids brought to me today using Annett et al  
(2002), p. 248 1→2→7→8→ Ptilineurus? /vic.  
2624  
↳ 9→11→12→13→21→22→  
26→28→ Stegobium

[8. Jan. 2016] I worked on printing off labels for  
KNUK:Ento specimens.

[16. Jan. 2016] I dealt with correspondence / AKES business.

Inventoried grassland study samples

|          |              |          |
|----------|--------------|----------|
| - 67F    | 19 JULY 2015 | MCB      |
| 70F      | 19 JULY 2015 | JMM      |
| 55F      | 19 JULY 2015 | JMM      |
| - 84F    | 18 JULY 2015 | DRM      |
| 71F & 3F | 18 JULY 2015 | DRM      |
| 59F      | 18 JULY 2015 | JMM      |
| - 85F    | 18 JULY 2015 | MCB, DRM |
| 73F      | 18 JULY 2015 | JMM      |
| 53F      | 19 JULY 2015 | JMM      |
| 54F      | 19 JULY 2015 | JMM      |

I entered these data into Antos.

I worked on figuring out polymer sets and  
multiplexing methods.

(12. Jan. 2016)

Trying Galaxy again.

Starting from raw data, PEAR (20, 21, 22).

No, I learned more about these datasets.

Files 1-6 should first ~~not~~ be set to datatype factqsanger.

(13. Jan. 2016)

The kids' cecidomyiid sequence data arrived, so I scrutinized this some.

I am transferring the contents of a vial from grassland site 53F to a clean vial for NGS.

My main purpose is to remove vegetation and debris from the samples. (KNUK:Ento:10843)

Contents

|                          |     |
|--------------------------|-----|
| Chironomidae             | °   |
| Muscidae                 | ♂   |
| Hymenoptera              | ° ° |
| <u>Lauxania shawelli</u> | ° ° |
| Psyllidae                | ♂ ° |
| Cicadellidae             | ♂ ° |
| Tenthredinidae           | ° ° |
| Miridae                  | ° ° |

Aphididae

Hemiptera

Ichneumonidae

Phoridae

Simuliidae

Agromyzidae

Diptera

☒ ☒

♂ °

°

°

Pepping a second sample, this one from 53F.  
(KNUK:Ento:10846)Contents

Cicadellidae

Empididae

Sphaeroceridae

Torymids

Muscidae

Nabidae? Nabis

Hemiptera

Aphididae

Lauxania shawelliFrabisia

Ichneumonidae

Phoridae

Psyllidae

Miridae

Diptera

☒☒☒☒☒☒☒☒☒☒☒☒☒☒

☒ ♂

°

° °

° °

☒ ♂

° °

° °

° °

° °

☒☒☐

°

☒ °

☒ °

☒

☒

☒ ♂

immature

Acari                    •  
 Lepidoptera           ••  
 Scathophagidae       •  
 Hymenoptera          ••  
 Calicidae             •  
 Simuliidae            H  
 Rhagronidae          •  
 Tetraneura spp.      •

I had to stop at the end of the day. This is a large sample.

(14. Jan. 2016)

(KMR:Ent:10840 continued)

Chironomidae

$\Sigma = 325$  individuals.

This was a repetitive sample, not especially diverse considering how many specimens there were.

I am resuming work on Tettin NGS arthropod occurrence data.

(15. Jan. 2016)

I am working with LifeScanner cecidomyiid data. I downloaded all 106,216 cecidomyiid sequences from BOLD. Uploading to galaxy.

LifeScanner cecidomyiids (55)

BOLD cecidomyiids (51)

Concatenated datasets (57)

(ClustalW) (58, 59)

(defaults) Error: same name found twice.

I worked up these data using R / Clustal tools.

(19. Jan. 2016)

I worked on examining demultiplexing issues in our NGS samples and expressing these concerns to John Hanson via e-mail.

I am now transferring the contents of a vial labeled 70F to a new vial, inventorying ~~contents~~ contents.

contents

Miridae

••

Cicadellidae

☒ ☒

Hymenoptera

••

Hemiptera

☒ ☒ ••

(KMR:Ent:10839)

Muscoidea  ..  
 Staphylinidae ..  
 Empididae ..  
 Chironomidae ..  
 Phoridae ..  
 Aphididae ..  
 Diptera   
 Sphaeroceridae ..  
 Psyllidae ..  
 Agromyzidae ..  
 Tetragnathidae ..  
 Syrphidae ..  
 Spheroptera ..  
 Rhytridae ..  
 Nabidae ..

(20 Jan. 2016)

I identified a willow with rose galls from my swamp (Old Kaslof Road) as Salix pulchra.

I worked on putting together coordinate data from the Tatlin NGS samples.

Processing contents of a vial labeled 85F.  
(CNR: Ento: 10844)

Contents  
 Cicadellidae 7  
 Hemiptera 5  
 Empididae 5  
 Bilicidae 4  
 Diptera 3  
 Miridae 2  
 Phoridae 2  
 Nabidae 2  
 Chironomidae 1

I drove down to Soldona Creek Park in search of Salix sitchensis. I found none, but I photographed and collected what I think is Salix alaxensis. There were dark insect eggs on the branch tips around the buds.

Getting back to working with <sup>NGS</sup> FATH data

Starting with (20), PEAR of the two  
(CNR: Ent: 7114 reads.

↓  
 FASTQ → FASTA (10)  
 ↓ (min 2)

(61) ~~VSearch deuplications~~

(62-64) ~~VSearch clustering~~ All 1 cluster

(65-68) ~~VSearch clustering~~ @ 98% identity  
Error. Had used 98 as identity

(69-72) ~~VSearch clustering~~ 0.98 identity.

(77-79) ~~VSearch clustering~~ 0.98 identity worked!

(76) ~~MegaBlast~~ on (73) (consensus sequences)

Error. Looked like an intercal error.

Uptolides

Downloaded 4 Alaskan Anchyridae from BOLD  
(public) and uploaded to galaxy (77)

(73)

(77)

(76-77) ~~VSearch Search~~ 0.95 min. identity.  
Error -

illegal character '!'

(80) - new version of Ak library w/ '!' replaced by 'N'

(73)  
(81-83) ~~VSearch Search~~ 0.95 idosa  
method = int

This worked well and looked good!

Now I need to build a better reference database  
for Ak material.

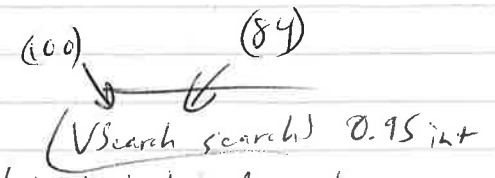
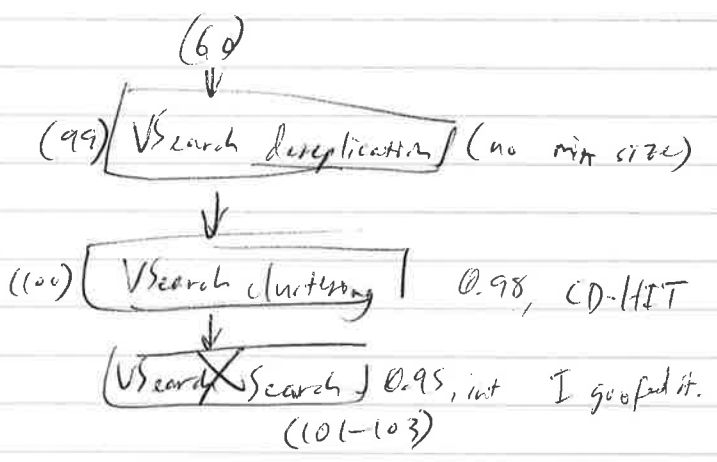
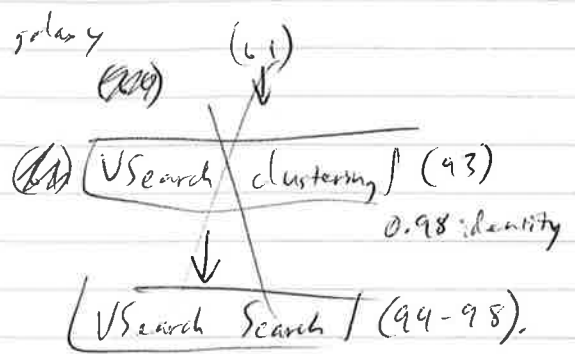
(21, Jan. 2016)

09:00 meeting with the fire folks. Meeting  
lasted until almost 13:00. Afterward, I worked  
on assembling a regional withroped DNA barcode  
reference library. (84)


(73)  
(85-88) ~~VSearch Search~~ 0.95 similarity

It seems the only way to retain numbers of sequences is by using centroid sequences. According to discussion at [drive5.com/usearch/manual/consensus.html](http://drive5.com/usearch/manual/consensus.html), centroids are better predictions of biological sequences anyway and are recommended. Next time I will use those.

27. Jan. 2016



lots of single reads without many additional taxon added. There appeared to be only one that I could see.



I think I more-or-less have the workflow working, so now I am uploading Tetlin files.

Uploaded all Tetlin raw FASTQ files  
(1-52)

↓  
(53-78) PEAR (defaults)

↓  
(79-104) FASTQ to FASTA converter

↓  
(105-130) VSearch dereplication (min 2)

↓  
(131-156) VSearch clustering (0.98 CD-HIT)

↓  
(157) AK vicinity  
exchanged library  
↓  
(158-235) VSearch Search | 0.95 int

(25. Jan. 2015) I did some posting/updates on akentroc.org related to the meeting.

(157) AK vicinity library

↓

(236) VSearch dereplication  
(Downloaded + edit by hand)

Deleting 158, 161, 164, 167, 170, 173, 176, 179

This would be done more efficiently another way.

(158-235, all non-matched query sequences)

↓  
(263) Concatenate datasets

↓

(264) VSearch dereplication

↓

working R, etc.



26. Jan. 2016

I worked on my AKES NGS presentation for a few hours, but mostly I needed to be home with sick family members.

27. Jan. 2016

I worked on my AKES NGS presentation.

28. Jan. 2016

Working on my AKES NGS presentation.

~~30. Jan.~~ 30. Jan. 2016

AKES meeting

Round robin

Mike Baldwin will be participating in National Moth Week, looking at insectivorous plants.

Alex will be working on ants

Shady - snail & slug survey this summer

Tasin Moan - monitoring variety of forest pests

Roger - not sure yet.

Garret - monitoring, working with Tasin, Spruce aphid monitoring.

John Lundquist - handling calls from public survey and monitoring

Don Bogan - sampling streams in SW Alaska - long term sites, maybe Salween NWR

Molly w/ USGS songbirds, nest monitoring

Laura - writing this summer. UAF Entomology  
(lab had first meeting this week. Bio Blitz UAF?)

Derek Sikes - BioBlitz Anaktuvuk, Serpentine  
Springs. Bug camp in July. Going to Chukchee  
looking for blind weevil. Aleutians in August.

Kath - working in collection, maybe BioBlitz + Serpentine,  
National Moth Week

Rubin - lab work, sampling for undescribed mites.

Jessie - working in training modules for exotic forest  
pests - for training for foresters, etc. Leaf litter  
project - looking at bird cherry litter vs. litter under  
birch, etc.

Danroy - pest monitoring - thrips, etc. statewide farm  
visits - root maggots, aphids, ~~2~~ firestick pest scouting  
Teaching summer research academy - farming and  
gardening.

Dan Bagon - will be a butterfly day again this  
year.

Jacque Shady, CPS Program in Alaska  
Cooperative Agricultural Pest exotic pests

Ken Perry - (Pied Piper) - He does see earnings.

#1 Carpenter ants 250-300+ jobs/year

#2 mite - 200-300 residential jobs/year

notes on increase, Anchorage behind Fairbanks,  
peaked last year. Peaked 2 years ago in Fairbanks.  
cockroaches - serious problem in Anchorage. Almost  
always German cockroach.

#3 spiders -

Upcoming problem is the clover mite. - hide in  
foundations

strawberry root weevil.

silverfish and fire brats - exotics many in hot and  
humid environments

Favourite insect pest is the wasp because it can  
fight back. 258 cases this year.

Crawling issues: cluster flies have been here for  
some time. - in highest in Anchorage -  
Caraco Phillips building has huge cluster fly problem.  
He has developed his own cluster fly trap.

Biggest issue now is bed bug issue. Bed bugs early as 1968. 2008 huge influx.

Dilution parasitosis - also itchy skin reactions "spider bites!"

Molly McDermott

Shrub expansion in the arctic

Seward Peninsula straddles transition from boreal forest to tundra through shrubs.

30 random points sampled every 4-6 days early June - late July, 8 periods.

Tall shrub had most arthropods.

% cover shrubs was predictor of arthropod abundance, plant height diversity was important in predicting arthropod diversity.

(Kath)

Still need to georeference Canada, Russia records.

Oeneis chryxus - maybe new species from Tot?

Oeneis ~~troumani~~ new sp.

July 24, 2015 - National Moth Week at Creanor Field

Att Almost all 84 species of Alaska butterflies DNA barcoded. Lycaonid species in decline. Which one was it?

Butterfly wings smaller after warm summers.

After lunch

- Derek Sikes

Olav Lundquist FHP

Hans Rinta AK DOF

- Ask John about spruce beetle ecology modelling.

Robin Andrews taxonomy. Lots of undescribed species.

| Gingididae? - my LifeScanner specimen!  
Eupodidae?

Heterostigmata associated with Lemmi. What do they do?

-fungi

Scutacaridae were near! Tarsoscaridae - wishbone-like leg IV - plant parasites.

Oribatids.

Empididae abundant at all sites

Brachyctenidae - important at other sites.

### Business meeting

- Derek reported on success of butterfly field guide

Roger Burnside - 40-50 paid memberships (people) since 2005

Az of Jan 2a \$3005 CD at North Rim  
\$329.57 in checking.

We talked of moving finances documents to dropbox or similar account.

Ask for abstracts from presentations and posters for AKES Newsletter.

8. Feb. 2016 I caught up on some correspondence and some AKES business.

Sorting insects from sweep net sample, site 18. JULY 2015  
K. NUR: Ent. 10842

71F  
83F

### contents

|                         |   |
|-------------------------|---|
| Psyllidae               | <input checked="" type="checkbox"/> <input checked="" type="checkbox"/> |
| Empididae               | <input type="checkbox"/>  |
| Phoridae                | <input checked="" type="checkbox"/>                                     |
| Cicadellidae            | <input checked="" type="checkbox"/>                                     |
| Aphididae               | <input type="checkbox"/>  |
| Muscoidea               | <input type="checkbox"/>  |
| Diptera                 | <input type="checkbox"/>  |
| Chironomidae            | <input checked="" type="checkbox"/>                                     |
| Hemiptera               | <input type="checkbox"/>  |
| <u>Lauaxia shawalli</u> | .   |
| Calicidae               | .   |
| Ichneumonidae           | .   |
| Ichneumonidae           | .   |
| Hymenoptera             | .   |

We had a biology staff meeting in the middle of the day.

Sorting contents of vial from 84F.

KNW:Ent:10841

contents

|                |     |
|----------------|-----|
| Hemiptera      | ☒☒☒ |
| Muscoidea      | !:  |
| Empididae      | °   |
| Cicadellidae   | ☐   |
| Scathophagidae | °   |
| Psyllidae      | ☐☐  |
| Ichneumonidae  | °   |
| Aphididae      | °°  |
| Rhagionidae    | °   |
| Ichneumonidae  | °   |
| Diptera        | °   |
| Phoridae       | °   |
| Miridae        | °   |

(9. Feb. 2016) Sorting specimens from sweep net sample from site 73F.

KNW:Ent:10845

contents

|                         |     |                  |
|-------------------------|-----|------------------|
| Hemiptera               | ☒☒☒ | imm. Heteroptera |
| Psyllidae               | ☒☒  |                  |
| Hymenoptera larva       | °°  | Tenthredinidae   |
| Scathophagidae          | °   |                  |
| Muscoidea               | ☒°° |                  |
| Cicadellidae            | ☒°  |                  |
| Aphididae               | ☐°° |                  |
| Hymenoptera             | °°  |                  |
| Chironomidae            | °   |                  |
| Phoridae                | °   |                  |
| Coleoptera larva        | °°° | Chrysomelidae?   |
| Diptera                 | °°  |                  |
| Empididae               | ☒°° |                  |
| <u>Mixanena vatta</u> ♀ | °   |                  |
| Simuliidae              | °   |                  |
| Pipunculidae            | °   |                  |
| Miridae                 | °   |                  |
| Culicidae               | °   |                  |

Sorting arthropods from sweepnet sample from site 54F.

KMUR:Ents:10847

Contents

|                          |    |                 |
|--------------------------|----|-----------------|
| Muscoidea                | †  |                 |
| Cicadellidae             | †  |                 |
| Phoridae                 | °° |                 |
| Heteroptera imm.         | ☒☒ | °°              |
| Psyllidae                | °° |                 |
| Empididae                | °° |                 |
| Aphididae                | °  |                 |
| Scutophagidae            | °° |                 |
| Diptera                  | °  |                 |
| Lepidoptera larva        | °  |                 |
| <u>Lauxania shawelli</u> | °° |                 |
| Chironomidae             | °  |                 |
| Araneae imm.             | °  |                 |
| Miridae                  | °  | elongate, green |
| Diptera larva            | °  |                 |

Sorting out insects from sweep net sample from site 55F.

KMUR:Ents:10840

Contents

|                          |      |                 |
|--------------------------|------|-----------------|
| Acalyptratae             | °°   |                 |
| Heteroptera imm.         | ☒☒☒  | °°              |
| Cicadellidae             | ☒☒☒☒ | °°              |
| Coleoptera larva         | °°   |                 |
| Empididae                | °°   |                 |
| <u>Nabis</u>             | °°   |                 |
| Rhagronidae              | °    |                 |
| Nematocera               | °    |                 |
| Aphididae                | †    |                 |
| Muscoidea                | †    |                 |
| Ichneumonidae            | °    |                 |
| Phoridae                 | °    |                 |
| Psyllidae                | °°   |                 |
| Araneae imm.             | °    |                 |
| Staphylinidae            | °    |                 |
| <u>Lauxania shawelli</u> | °    |                 |
| Miridae                  | °    | elongate, green |
| Pipunculidae             | °    |                 |
| Chironomidae             | °    |                 |

Sorting insects from sweep net sample from site  
67E.

KNUUP:Ento: 10838

contents

|                          |   |                |
|--------------------------|---|----------------|
| Acalyptrotidae           | ☒ | °              |
| Psocoptera               | ° | °              |
| Aphididae                | ° | °              |
| Muscoidea                | ° | °              |
| Temphredinidae           | ° | °              |
| Ephydriidae?             | ° | °              |
| Chironomidae             | ° | °              |
| Miridae                  | ☒ | °              |
| Heteroptera imm.         | ☒ | °              |
| Dryinidae?               | ° | °              |
| Cicadellidae             | ☒ | ☒              |
| Empididae                | ° | °              |
| Fabroniidae              | ° | °              |
| Chalcididae              | ° | °              |
| Ichneumonidae            | ° | °              |
| Temphredinidae larva     | ° | °              |
| <u>Cauxania shawelli</u> | ° | °              |
| Elatridae                | ° | °              |
| Psyllidae                | ° | °              |
| Nematocera               | ° | °              |
|                          |   | Cecidomyiidae? |

(10. Feb. 2016) I packaged and mailed the 2015 grassland NBS samples. I then finished data entry of the vial contents and produced summaries.

I took a walk to the outlet of Nordic Lake today looking for cecidomyiid galls on Salix. I did find several kinds of galls including rose galls on Salix pulchra. I found a few examples of Salix fuscescens but no galls on them. I think most S. fuscescens are still buried under snow.

(11. Feb. 2016)

I got going on my KPC presentation.

(12. Feb. 2016) I am working on my KPC presentation.

(16. Feb. 2016) I produced new maps of two Oeneis species for the upcoming second edition of the Alaska butterfly field guide.

I worked on my KPC presentation.

(17. Feb. 2016) I worked on my KPC presentation.



(17. Feb. 2016) I worked on my presentation.

(18. Feb. 2016) I came in late morning, finished up my ICP presentation this afternoon, and gave my talk this evening.

(19. Feb. 2016) I worked on posting Refuge Notebook articles.

I caught up in correspondence, ordered Life Scanner kits, filed photos, printed labels.

(22. Feb. 2016) I worked on catching up on 2011 Refuge Notebook articles.

(23. Feb. 2016) I started work on an article on *Fomes fomentarius* requested by John yesterday afternoon. This morning he asked for an earthworm distribution map.

(24. Feb. 2016) I worked on finishing up my Refuge Notebook article.

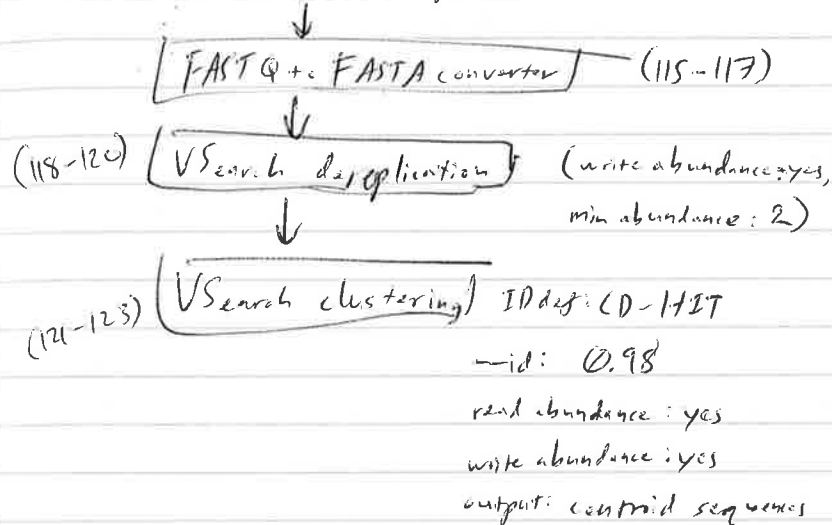
I started an article on *Gloeianura punctigena*.

(28. Feb. 2016) I worked on my *Gloeianura* article.

I took a series of photographs of specimen (KNUH:Ento:0806.)

(26. Feb. 2016) I am re-running ~~some~~ the three Kenia NWR NGS samples on Galaxy

Starting from (PEARL) step (20-22)



(29. Feb. 2016) I worked at home editing old Refuge Notebook articles.

(1. March 2016) I am revising one of the Alaska Lepidoptera Survey maps. John ~~is~~ asked me to make a graph of some of the Elodea data, so I am doing that.

(2. March 2016) I scrutinized the DNA sequences I obtained today from the kids' LifeScanner kits from Salix pulchra. One was Torymus; the other looked like contamination.

Craig Garrett, shadowing today, helped me dissect rosette galls from Place River willow #1 which I had collected on 19. Feb. 2016. I had photographed or obtained coordinates for this collection as an iNaturalist.org observation record. I photographed this pupa through the scope (frames 5403 - 5412 on Nikon (ulpix)). It was hard to get good 5419 photos because the ~~same~~ animal was alive and moving. This went into sample vial BOLD-NBS9 (read as BOLD-B59 by LifeScanner app).

I processed sample collection data from the Tettlin NGS samples and uploaded these to Arctos.

I started inventorying the LifeScanner vials that arrived today.

(3. March 2016)

I finished inventorying the LifeScanner vials and started handing them out.

I am handing out LifeScanner kit vials

BOLD-LY7 }  
BOLD-MQ4 } Todd Eskelin  
BOLD-CT1 - Donna Handley

BOLD-7MG - Matt Conner

BOLD-RN2 }  
BOLD-PM2 } Mallory Okuly

BOLD-3A2 - Michelle Ostrowski

BOLD-QR9 - Macey Hoffmann

BOLD-939 - Leah Eskelin

(4. March 2016) I worked on getting Tettlin NGS NGS sample data onto Arctos.

I edited Refuge Notebook articles from 2005, and a few from 2014.

With Todd's help I collected the wasp nest from which we have seen calliphorid flies emerging. I collected it at 8:30 this morning and placed it in

the freezer to kill any inhabitants before going through it.

I started work on the GenBank SRA submission for the Tettlin samples.

I dissected the wasp nest collected earlier today, opening up all the pupal chambers. Examination of adults still in chambers confirmed that this was a nest of Dolichovaspula ~~crassaria~~. There were a handful of dead calliphorids in the nest, mostly old and deteriorated. There were old Pollenia vagabunda pupae and two live Pollenia vagabunda individuals as well as a live Phoridae. There was also an old dermestid larval exuvium. I think these Pollenia adults were simply using the old wasp nest for shelter as were the other calliphorids.

I finished processing and submitted the Tettlin BioSample records.

(7 March 2016)

I worked on ~~editing~~ editing 2003 Refuge Notebook articles and getting them ready to post on the web.

I extracted a gall midge from a willow I had collected at Summit Creek on 14 Feb. 2016 and

put it in LifeScanner vial BOLD-R21.

I worked on uploading fact4 files to GenBank SRA and making BioProject, BioSamples, experiments, runs, etc.

I worked in the collection on another donation of specimens to UAM.

(8 March 2016) I pretty much finished the Tettlin NGS GenBank submission. Now I am waiting on GenBank SRA to finish processing the ~~sample~~ data.

Looking at Succineidae on BOLD, 2 from Atk.: Succinea rufipes and Succinea strigata, both held by Florida Museum of Natural History

In the lab I transferred a ♀, possibly immature Leptobunus from ~~specimen~~ specimen KNUST-Euri: 10646 to LifeScanner vial BOLD-UQ4.

(9. March. 2016)

I finished packaging LifeScanner vials to go out.

I worked on the AKES Newsletter on my Glossary article and on Jacquelin Schudel's gypsy moth article.

(10. March. 2016) I worked on an article on the blackberry skeletonizer for the AKES Newsletter.

I took a series of photos of specimen ICNWR:Ento: 10850.

(11. March. 2016)

I processed and posted the Refuge Notebook articles from volume 4, 2002.

(14. March. 2016)

I made an update on Biology News.

I posted Refuge Notebook articles from 2003.

I posted Refuge Notebook articles from 2004.

In the afternoon I worked on improving the Refuge's checklist.

(15. March. 2016) I did more checklisting work re: I finished this draft and posted it to the web.

(16. March. 2016) I updated the Lab chemical Hygiene Plan and Lab Safety Plan.

I started work on a new chemicals inventory / SDS binder document for the lab.

Keying one of series specimen ICNWR:Ento: 8892 (Arctothoe) using Szitnatai (2015), p. 62  
 ↳ A. cataphracta

I worked a little on the AK arthropod DNA barcode library for Tetlin NGS work.

(17. March. 2016)

I worked on packaging 2015 grassland ~~soil~~ soil samples to shipment and associated paperwork.

I packaged willow specimens to go out to Dominique.

I wrote a short field review article on Urocampa signs for the AKES Newsletter.

18. March 2016

I worked some on the AKES Newsletter.

Doing some work on Tetlin data in Galaxy

uploaded new version of AK library (292)  
 (131-156) ↓  
 (293-370) VSearch Search | 0.95 int

21. March 2016 | I prepared some materials for today's biology staff meeting, then attended the meeting.

I spent most of the afternoon on Derek's St. Matthew article for the AKES Newsletter.

22. March 2016

I finished formatting Derek's St. Matthew article.

Keying up Dytiscid collected recently from Headquarters Lake (2016ALB002) using B. Roughley and Larson, p. 160

1 → 4 → 32 → 40 → 42 → 43 → 44 → 45 → 46 → 47 →  
 48 → 49 → Agabus

I examined and photographed a spider that I could not identify.

I did some cleaning in the lab. I also worked with labeling and data entry of some plant specimens.

Back to Tetlin NGS

(293-370) (BLAST results)

↓

(397) Concatenate datasets

23. March 2016 | I spent most of the day in wilderness training, but I did get a little bit done by coming in early this morning.

I spent the morning on Tetlin NGS data, improving the reference database taxonomy for records matched.

Back on Galaxy, putting together unmatched sequences.

(294-369)

↓

(399) Concatenate datasets

I started looking up sequences that were not matched and adding similar sequences to the library.

25. March. 2016

I did some correspondence related to the AHEs Newsletter

Back to Tetlin NGS:

(399) →

(400) VSearch de novo

↓  
using this to improve library, checking sequencing versus BOLD and adding sequences to the library.

Stop at ~~read~~ cluster with < 50 reads.

Exported the library, uploaded to Galaxy

(401)

(131-15) VSearch Search 0.95 | CD-HIT

↓  
(402-427) BFAST Tab output  
No returns for hits.

Trying again using int method (428-453)  
This was much better.

(401)

VSearch Search JC

(155)

run with output of non-matching sequences  
FASTA

28. March. 2016

I continued with Tetlin NGS work.

I made a couple of posts to Biology News.

↓ I did a lot of fiddling with parameters on the VSearch Search step, settling on the int method with minimum similarity = 0.90.

I ran this on all sites, but Galaxy was flaky today and many had to be run multiple times (488-





I packaged a box of specimens to go out to John Hanson for NGS on the PacBio.

I did some clean-up in my office and in the lab.

I met with John Treat this morning about butterflies and entomology-related news.

I finished formatting Muthuk's and Sitas' article on Bombus occidentalis for the AKES Newsletter.

(7. Apr. 2016)

Most of the day I spent preparing for and attending the safety meeting.

(7. Apr. 2016) I processed data for Derek, data from their climate transect/PDO/defoliv.

I formatted Jason Meier's Ips article for the AKES Newsletter.

(8. Apr. 2016) I came in late today due to Kim's doctor appointment.

My Ibis scanner results had come back. All the rice gall midges from Salix bairdii and Salix commutata ~~appear~~ clustered together. The rice gall midge from Salix fuscescens was different.

The Leptobanus specimen from Skyline is Leptobanus borealis. This was not a new species.

(530)

I uploaded my recent AKC library to Galaxy and ran

(530)

(131:159) Vsearch Search (int, 0.90)

↓  
All errors, probably something wrong with the library file.

(11. Apr. 2016)

I examined recent caecidomyiid COI data and sent a letter to Dominique.

I worked on the Kenai NWR checklist, especially fixing problems in the willows.

Today I received a vial of worms from Fairbanks with barcode label UAM100061035.

Keying using Reynolds (1977), p. 72 1 → 2 → 6 → 7 → 8 → 9 → 10 →

Clitellum in 29 ~~20~~ P. subobtusus??

Yes, these fit.

Length: ~50µm

width: ~3µm

(12. Apr. 2016)

I formatted the olive-sided flycatcher article for the Newsletter.

(13. Apr. 2016)

I had to make some posts on the Kenai NWR website.

I power-through the remaining material in the AKES Newsletter, getting a draft in the afternoon.

(14. Apr. 2016)

I packaged another set of LifeScanner specimens to go out to UoG for sequencing.

I worked on the Kenai NWR checklist some.

I worked some on cleaning the lab.

(18. Apr. 2016) I worked on some corrections on the Kenai NWR checklist.

I worked on checking and cleaning the 2015 grassland study vegetation data.

I worked on entering grassland site classification data.

(19. Apr. 2016)

I finished entering/recording grassland 2015 site and veg classification, summarized this, and made a draft map for John.

We received NGS data today from the 10 2015 NGS samples from the grassland study.

↓  
Galaxy

(1-20) raw FASTQ data

↓  
(21-30) PEAR defaults

↓  
FASTQ to FASTA converter

(31-40) ↓

(41-50) VSearch dereplication

↓  
(51-60) VSearch clustering CD-HIT, 0.98,  
(61) (library 401 from Teflin NGS work)

↓  
(62-70) VSearch Search int, 0.9, BLAST output

(51-60) (61)

↓ ↓  
(72-81) VSearch Search int, 0.9, non-matches

(20. Apr. 2016)

I spent the entire morning on 2015 grassland NGS data improving the library. This is what I did for most of the afternoon, too.

(21. Apr. 2016)

I finished the library improvements based on matched records. I also checked through the non-matched sequences. Once this was done I uploaded the library file to Galaxy (53)

(51) → VSearch Search (52)

↓  
failed.

I found ~~the error~~ (reported by VSearch search) in the FASTA library file, fixed it, uploaded it (81)

(51) → VSearch Search (85) int, 0.9, BLAST output

(52-60) (84)

↓ ↓  
VSearch Search (86-94) int, 0.9, BLAST output



(4. May. 2016) I worked briefly for an hour and a half on correspondence, etc. in the morning, but I had to take the car into Alyeska and then return home so that Kim could go to the curriculum fair.

(5. May. 2016)

Keying a sedge from my house using Tande & Liptin (2003), p. 25 1 → Key 1 1 → 2 → 3 →  
 These are immature Eriophorum Welsh (1974), p. 532 1 → 4 → 5 →

I posted the AKES Newsletter article, to the web with links to the article, a BibTeX database, etc.

I reviewed the station safety plans.

I worked on formatting and posting 2016 Refuge Notebook articles.

(9. May. 2016) I worked on submitting a scope of work to John for 2016 arthropod metagenomic NGS work.

I did some lab clean-up, but I had to leave early to be home with Kim, who was sick.

(10. May. 2016) I did some lab clean-up

I worked on the Genome manuscript submitted by Siter et al.

(11. May. 2016) I packaged a shipment of LifeScanner specimens to go out today.

Keying Anostraca specimens (2016 MLD010) using Beut Belk (1975), p. 93 1 → 2 → 4 → 6 →  
 12 → 13 → 16 → 17 → 18 → 20 → 22 → 23 → 24 →  
E. intricatus?

(12 May 2016) I worked on cleaning up in the lab.

I spent most of the morning working on an arthropod grassland NGS arthropod manuscript.

Keying KNUIC:Ento:10864 using Merritt and Cummins (1996), p. 147 1→2→3→7→9→13→14→  
Bairdidae 23→24→28→29→31→32→33→  
34→35→36→37→ Beetis? or Barbnetis?

(13 May 2016) I worked on my 2015 grassland NGS manuscript.

Ten and I worked on lab clean-up.

I checked the terrarium in which I had been keeping three female and one male Pollenia with soil, grass seed, and Dendrobaena worms for some time now. All of the worms I saw looked healthy. None appeared to have been parasitized or otherwise harmed.

(16 May 2016) I worked on updating my bloodborne pathogens training presentation that I will be giving later today.

I worked on my grassland NGS manuscript.

I gave my talk in the afternoon.

(17 May 2016) I worked on mapping Slick Creek (watershed), but I could not get very far because ArcMap is not working properly for me today.

I worked on a more thorough version of the NGS grassland analysis. First I removed pairs of reads where either read was < 250bp. I uploaded the new fastq files to Galaxy (108-127)

↓  
PEAR (~~108~~ 128-137)

↓  
FASTQ Cleaner (138-147)

↓  
Filter by quality (148-157) 20,90

(18. May. 2016) I qualified at the range this morning.

Galaxy (148-157)



FASTQ to FASTA (158-167)



VSearch chimera detection (168-187)



VSearch dereplication (188-197)



VSearch clustering CD-HIT, 0.97  
(198-207)



VSearch search  $\text{Xint}$ , 0.90  
(208-217)

VSearch clustering CD-HIT, 0.96  
(218-227)



VSearch search (228-237) -  $\text{cdBLAST}$   
 $\text{int}$ , 0.90

(238-247) non-method

Inheritance check

Galaxy 228 ← KNUK:Ento:10838 (Galaxy 108, 109)

Galaxy 237 ← KNUK:Ento:10847 (Galaxy 126, 127)

Good.

I worked on this NGS manuscript data for much of the day.

I worked on updating my library based on ~~some~~ today's analyses.

(19. May. 2016) I took the light duty pack test at Skyview this morning.

My smart card expired this morning so I cannot log on to my computer. Debbie is working on this.

I attended the fire refresher.

I worked on going through Dominique's papers, getting rid of some things and retaining papers of potential value.

(20. May. 2016) I spent the day on the Kennel River float trip in a rower.



(23. May. 2016)

We had a BIO staff meeting this morning.

I worked on mapping for this year's Slikok watershed work. I worked on designing a sample frame.

(24. May. 2016)

I finished generating proposed sample frames for the Kenai NWR portion of the Slikok watershed.

Rebekah and I prepared equipment for Elodea sampling tomorrow.

I trained Rebekah on ArcGIS, getting her started on data entry.

I picked up on the grassland NGS analysis.

(248) AK reference library 2016-05-24-1546

(218-227)



VSearch search

int, 0.90

(249-258) - BLAST

(259-268) - non matching

(25. May. 2016)

I attended the classroom portion of the RT-212 chainsaw refresher this morning.

I spent the afternoon in the field on the practical portion of RT-212, felling, limbing, and bucking trees on the fuel break off of Thera Johns Road, working with Tyler Johnson.

(26. May. 2016) I worked on the grassland NGS manuscript.

(27. May. 2016) I spent a long day in the field with Rebekah Brassfield and Joel Stone sampling vegetation and obtaining fluridone samples from Beck and Daniels Lakes.

(31. May. 2016) I packaged the fluridone water samples and drove them to FedEx Kenai.

I made a map for the grassland NGS paper.

I entered data on elodea veg survey work from last week and put away related equipment.

(June 2016) I worked on moving base grid waypoints to Jen's GPS for her.

I started another iteration of proposed sample sites for the Slikok project. We finally settled on a sampling design later in the afternoon.

(2 June 2016) I worked on my NGS manuscript.

I went on a walk with Rebekah to Head-quarters Lake teaching her some of the more common plants ahead of veg work she will be doing next week.

(3 June 2016)

I generated kml data of the Slikok watershed sample frames for the purpose of discussion this morning.

I spent most of the morning on Slikok project products.

(5 June 2016) I attended the visit with a Russian delegation at 08:30. The delegates mostly asked about visitor use, the visitor center, etc.

To do  
~~contracts~~ <sup>filler-up</sup>  
 - NGS manuscript  
 - maps for Jen and Joel

Todd brought me some aquatic snails he had collected at Doroshin Bay cabin on 3 June 2016. There were three snails. One I removed from its shell and placed in LifeScanner vial BOLD-5R4; its shell and the other two snails I retained as specimens (KNUK:Ento:10865).

I started a Biodiversity Data Journal manuscript for the Slikok watershed project.

I worked a little on the grassland NGS manuscript.

7. June. 2016 I helped Jen and Joel get ready to go mark points on the Slikok grid.

I took the Russian delegation on a walk around the Centennial Loop, which I had not planned on.

I hiked out on the Centennial Trail in the middle of the day marking six points on the Slikok grid.

8. June. 2016 I worked some on the Slikok site data and manuscript.

|  |   |
|--|---|
| <p><u>To do</u></p> <ul style="list-style-type: none"> <li>← time sheet</li> <li>- NGS manuscript</li> <li>- aviation training</li> <li>- SPS update</li> <li>✓ mark Slikok grid sites</li> <li>- FMH photos for Ed</li> </ul> | <p>I marked five more points from the Slikok grid.</p> <p>I did work a little on the grassland NGS manuscripts.</p> |
|--|---|

9. June. 2016

To do

- MSDS book revision
- lab cleaning and safety checks
- ↳ 2 more Slikok grid points

I worked on updating the SDS files for the lab.

I walked out and marked the last two sites on the Slikok minigrid

I worked on grassland NGS data, adding sequences to the supplementary material and starting a phylogenetic analysis.

10. June. 2016

I spent much of the day on the grassland NGS manuscript.

13. June. 2016

To do

- ✓ fill vials
- ✓ vial labels
- ✓ marked lines
- SPS

We met in the library to plan for grid sampling this week. I will be working with Dawn tomorrow; Rebekah will be working with Dawn.

Dawn, Todd, John, Joel and I spent most of the day preparing equipment for field work tomorrow.

(14. June 2016) I spent the day in the field w/ Dawn on bird survey north of Headquarters Lake.

(15. June 2016) I spent the day on bird survey with Todd south of Nordic Lake.

(16. June 2016) I spent the day south of Nordic Lake on bird survey with Dawn.

(17. June 2016) Todd and I hiked out to sample sites MG41 and SK25 for birds and arthropods.

(20. June 2016)

~~to do~~

- ✓ scan data sheets
- ✓ data entry for arthropod samples
- AV safety training
- SDS
- *Spintharus* and *Lyrinus* pool samples
- NGS manuscript
- analysis for Wade
- ✓ capture Slikik methods in manuscript.

I worked on bulkloading arthropod samples from last week's work into Arctos. Meanwhile, I started Rebekah on processing of these same samples. I did finish bulkloading all of the arthropod sample data into Arctos.  
→ Arctos records 10866-10945

I worked on capturing the Slikik methods score.

Back on Galaxy, trying grassland sample data with cluster identity set to 0.94.

(188-197)

↓  
VSearch clustering (278-287)  
0.94, CD-HIT

~~(248)~~

(248) → VSearch search int, 0.9 (288-297) BLAST

(21. June 2016)

to do

- meet w/ John regarding veg protocol
- AV safety
- SDS
- Sikes and MS

These still included identification of *Altica prasina*.

(188-197)

↓  
VSearch clustering CD-HIT, 0.92 (298-307)

(248) AK library

↓  
VSearch search int, 0.9 (308-317)

This still returns *Altica prasina* and *Craspedolagta subpunctata* BOLD: AAP4550, two suspicious ~~taxa~~ entities.

(188-197)

VSearch clustering CD-HIT, 0.9  
(318-327)

(248)

VSearch search int, 0.9  
(328-337) BLAST  
(338-347) n-n-matches

I did some cleaning in the lab to set up a second sample processing work station.

↓ This looked good.

I worked on improving the library a little and obtaining identifications for the non-matching sequences using the bold package for R.

Processing sweep net sample KNUK:Ento:10912 from east half of MG08

| <u>identification</u> | <u>quantity</u> |
|-----------------------|-----------------|
| Diptera               | ☒               |
| Orthiptera            | °               |
| Araneae               | ☒ ☒ ☒ ☒         |
| Hemiptera             | ☒ ° °           |
| Collembola            | ☒               |
| Hymenoptera           | ° °             |

Now processing sample KNUK:Ento:10906 from site MG05, East half.

| <u>identification</u> | <u>quantity</u> |
|-----------------------|-----------------|
| Diptera               | ☒               |
| Hymenoptera           | ° °             |
| Neuroptera            | °               |
| Hemiptera             | °               |
| Araneae               | ° °             |
| Thysanoptera          | ° °             |

Now processing sample KNUK:Ento:10908 from site MG06, east half

| <u>identification</u> | <u>quantity</u> |
|-----------------------|-----------------|
| Diptera               | ☒ ☒ °           |
| Hymenoptera           | ° °             |
| Collembola            | ° °             |
| Araneae               | ° °             |
| Lepidoptera           | ° °             |
| Hemiptera             | ° °             |
| Thysanoptera          | ° °             |

I reviewed Peret's Alaska DNA barcode library manuscript.

I worked on filing photos from last week and uploading them to Arctos.

(24. June. 2016)

Processing sample (KMP:Ents:10922  
from plot M616, east half  
barcode UAM100185631

|             |       |
|-------------|-------|
| Hemiptera   | ☒ ☐   |
| Diptera     | ☒ ☒ ☐ |
| Hymenoptera | ..    |
| Collembola  | ::    |
| Aranera     | I::   |
| Acari       | ::    |
| Coleoptera  | ::    |
| Lepidoptera | o     |

Processing sample (KMP:Ents:10929 from plot  
M617, east half, barcode: UAM100185632

|             |       |
|-------------|-------|
| Diptera     | ☒ ☒ ☐ |
| Collembola  | ::    |
| Hemiptera   | I::   |
| Acari       | ::    |
| Hymenoptera | o     |

(27. June. 2016)

to do

- AV safety
- ✓ SDS
- Life scanner samples
- ↳ Lab safety checks
- vehicle mileage
- veg data for Wade

I updated / revised the  
lab SDS binder, taking a  
good part of the morning to  
do so.

Rebekah and I collected some  
fresh specimens for COI  
sequencing.

We also took a ~~bat~~ raven and a gray jay to  
Soldotna Animal Control.

I worked a bit with grassland NGS data.

(28. June. 2016)

Mail out Lifescanner  
samples

meet with Wade

Mileage

I packaged Lifescanner  
specimens to go out.

Marink McInnes, ~~and Wade~~,  
and I drove out to the  
Sterling highway near the

landfill to pick up a dead gull which she checked  
for decomposers and parasites.

Also to do

✓ CPR sign-up  
✓ move truck

- Process Calamagrostis  
study veg data for  
Wade

Ski Hill Rd.

I examined Col sequences  
from Lifescanner specimens that  
recently became available.

I took a quick walk down

Keying Ranunculus I found on Ski Hill Rd.  
using Welch (1974), p. 357 1 → 3 → 4 → ~~4~~ 5 → 7 →  
10 → 12 → 14 → 20 → 21 → 22 → 25 → 26 →

R. pacificus? or R. repens?

- also, Elidea 100  
print data for  
Daniels and Beck  
Lakes

John asked me to take care  
of some veg data from Beck  
and Daniels Lakes from last  
year, so I started assembling  
these data.

(29. June. 2016)

- AV training

- analysis for Wade

- Lifescanner kit  
info for Kim

I started my AV safety  
training, but then I headed  
home sick.

(30. June. 2016) I took the first aid/CPR  
class.

Processing sweep net sample KNUK: Ento: 10942,  
from east half of plot MG 29.

Hymenoptera

Hemiptera

Diptera

Araneae

Collembola

Insecta larvae

•••  
•••  
☒ ☒ ☒  
☒  
•••  
☒ ☒  
•

I worked some on grassland NGS data,  
improving the library.



1. July 2016To do

- Take veg data
- calculate grassland NBS data for Wale
- grassland NBS

I finished up a round of improvements to the AK reference library.

↓  
 uploaded to Galaxy (348)

(318-327) → VSearch Search int, 0.9 (349-358)

This returned errors, errors likely in the new AK library file.

I processed the 100-point lake survey from 2015.

5. July 2016To do

- data for Wale
- prep for lake sampling
- maps for lake sampling?

I worked on trouble shooting the recent AK DNA barcode library file.

↓  
 (359) AK library

318 ↓ ↓  
VSearch search int, 0.90 (360)  
 X error reading file

Bio staff meeting at 08:30.

To do

- boat prep
- maps
- ✓ data sheets

I made maps for elidea sampling this week.

I made data sheets for lake sampling

Uploaded new library file (corrected, hopefully) to galaxy (361)

(318) → VSearch search int, 0.9 (362)  
 This worked!

Repeated this for (319-327).

↓  
 (363-371)

6 July 2016 | 06:45-To do

- uniform order
- data for Wale
- NBS grassland NBS
- Potamogeton data easy key

I started preparing to head out to do lake sampling with John and Mariah, but we decided not to go today due to heavy rain.

I wrote a quick key to Potamogeton and Stuckenia for my own use.

I spent much of the morning assembling the 2013-2015 Calamagrostis study lawn.

Processing sweep net sample KNUK:Ento:10895,  
from east half of plot SK24.  
UAM100185654

|                     |            |
|---------------------|------------|
| Diptera             | ☒☒☒☒☒☒☒☒☒  |
| Hemiptera           | ☒☒☒☒:      |
| Hymenoptera         | !:         |
| Coleoptera          | ..         |
| Araneae             | ..         |
| Collembola          | !:         |
| Lepidoptera         | !:         |
| Diptera (continued) | ☒☒☒☒☒☒☒☒☒: |
| Acari               | .          |

Mariah brought me back a LifeScanner vial,  
BOLD-VE6, from Swanson River Road, plot  
23622, today. 60.771027°N, 150.835342°W  
± 80m.

~~07:00~~ 07:30-18:00

7. July. 2016 I prepared for field work today,  
then worked on grassland NBS data graphs.

I spent the day in the field with John  
and Mariah McInnes doing veg survey  
work on Daniels Lake.

8. July. 2016

Keying Stuckenia from Daniels Lake using  
Walsh (1974), key to Potamogeton sp. 143  
3 →

fruit 2-8 mm long is 3mm long → s. no filiformis  
4-6 whorls in spike

Going to leave this at Stuckenia.

I spent the day on <sup>Beck</sup> the lake with John and  
Rebekah.

(11. July. 2016)

to do

- NGS MS
- Contact. for tomorrow

I worked on the grassland  
NGS manuscript.

(12 July. 2016)

to do

Today I will be going with  
John and Joel to Stormy Lake.

(13. July. 2016)sedge from  
yesterday- data for  
Wade

- propylene glycol

Keying a sedge from Stormy  
Lake yesterday, site #99

stigma 3

Keying using Walsh (1974), p.  
488 1 → 2 → 3 → 4 → 5 →

Key V, p. 494 1 → 2 → 3 → 4 →

→ Key II, p. 490 1 → 2 → 3 → 4 → 5 → 6 → 7 → 8 → 9 → 10 → 11 → 12 → 13 → 14 → 15 → 16 → 17 → 18 → 19 → 20 → 21 → 22 → 23 → 24 → 25 → 26 → 27 → 28 → 29 → 30 → 31 → 32 → 33 → 34 → 35 →

Trying Tardieu & Lignin (2007) p. 25  
36 → 4a → Key 9, p. 29 1b → 2a → 3b → 4b

C. utriculata

→ 6 → 7 → C. rhynchophysa (= C. utriculata)

more to do

LifeScanner data entry

I scanned data sheets  
from the lake surveys.

I did some summary work  
from the All hands / All lands Calamagrostis  
dataset for Wade.

(14. July. 2016)

I worked on data entry  
of LifeScanner specimens.

I ran to Home Depot to get more propylene  
glycol.

(15. July. 2016)

- send off

LifeScanner specimens  
- Prep for field work  
next week

- truck credit card  
receipts

✓ Δ password

- uniform order

✓ impediment photo

for John

NGS graphics for  
John

I packaged LifeScanner  
specimens to go out  
today.

I spent much of the  
day preparing for field  
work next week.

05:00 - 13:00

18 July 2016

- start veg sampling  
- request snail  
reference

Mariah McInnis and I  
completed veg plots in  
Slikok watershed project  
M606 and M614. I left  
early because Kim was sick.

19 July 2016

Weather  
- data sheets  
- vouchers/bags?

07:30 - 16:30

I surveyed four nearby  
plots from the Slikok creek  
project.

20 July 2016

Timesheet  
- write ATSC-L  
regarding Baker

07:00 - 17:15

Today I will be working  
with Tracy Swen and  
Annie Dziergowski on

Slikok project vegetation plots.

21 July 2016

data sheets

07:15 - 16:30

Joel Stone, Mariah McInnis,  
and I sampled veg plots  
southeast of Headquarters Lake.

22 July 2016

Worked

Joel and I sampled a couple  
of veg plots this morning. I  
went out again in the afternoon,  
getting one plot done before getting rained out.

07:10 - 16:10

25 July 2016

- uniform order  
- truck fuel  
receipts

- vehicle mileage  
- plant identifications  
from last week

Keying a slender sedge from  
site M614 using Tardieu  
Lipkin (2003), p. 25 1b → 2a  
Key 2 1b → 2 ... C. tenuiflorum

Another sedge from M614,  
same key 1b → 2b → 3b → 4b → Key 5 1b →  
3a → 4b → 5a → Carex magellanica

Now examining specimens from M609.

One is Carex pauciflora or Carex microglutin.  
It seems to have a projecting rachilla.

Also, Carex magellanica

Another Carex, same keys 1b → 2a → Key 2  
~~1b → 2b~~ 1b → 2b → 3b → 4b → 5b →

→ Carex corymbosa

Perigynia not bidentate, leaves 2.5mm wide

Keying a Stellaria from MG21 using Welsh  
(1974), p. 94 1 → 2 → 3 → 4 → 5 → 6 →  
calycanth? yes. Leaf margins tuberculate-serulate,  
ciliate.

I worked on the grassland metabarcoding manuscript.

Processing sweep net sample KNUK:Ents:10876  
from west half of plot MG34.

|                   |            |
|-------------------|------------|
| Diptera           | ☒☒☒☒☒☒☒☒☒☒ |
| Araneae           | ☒          |
| Hymenoptera       | ☒☒☒☒::     |
| Hemiptera         | ☒☒☒☒☒☒☒☒☒☒ |
| Coleoptera        | ☒          |
| Lepidoptera       | °          |
| Thysanoptera      | °°         |
| Diptera continued | ☒☒:        |

26 July 2016 } 07:30 -

- vehicle mileage I did a little checklisting.

Processing sweep net sample KNUK:Ents:10878  
label: UAM L00185669, from plot MG35, west half,  
15 June 2016.

|                   |      |
|-------------------|------|
| Hemiptera         | ☒☒:  |
| Diptera           | ☒☒°° |
| Coleoptera        | °°   |
| Araneae           | °°   |
| Hymenoptera       | °°°° |
| Psocoptera        | °°   |
| Coleoptera        | °°   |
| Collembola        | °°   |
| Lepidoptera       | °°   |
| Neuroptera? larva | °°   |
| Thysanoptera      | °°   |

In the afternoon Mariah McInnis and I  
sampled Slikk project plot MG35, but  
then we were rained out.

(28. July. 2016)

- time
- fuel receipts
- Refuge Notebooks
- Bio News
- checklist
- ✓ call Marcus
- ✓ call Bryan Box

I did a bit of  
checklisting work.

I spent most of the day in  
the field with Bryan Box. We  
drove out to ~~Mystery Creek~~  
Swanson River Road to look at  
spruce bark beetle damage and  
birch die-back. We saw quite a bit  
of white spruce being attacked by  
beetles north of the 1969 burn.

(29. July. 2016)

I spent the day in the  
field with Mari-h doing veg survey work.

(1. Aug. 2016)

Mari-h, Metamis and I sampled  
three of the Slikok project plots today.

Keying a ridge collected today from M618  
using Tande and Lipkin (2003),  
1b → 2b → 3b → 4b → 6b → 7b → 8a → 9a  
C. gynocrates

0800 - 09:30

(2. August. 2016)

- plants from yesterday
- ✓ graph for John
- uniform

I produced a graph for  
John, then decided to head  
home to be with kin.

07:00 - 17:00

(3. August. 2016)

- ✓ time

Mari-h and I surveyed six of  
the Slikok project sites.

(4. August. 2016)

07:30 -

- plant IDs
- uniform
- ✓ retrieve canoe
- ← grassland NGS ms
- ✓ upload to Arctos

I worked on formatting  
grassland NGS observation data to  
Arctos.

I retrieved the canoe from  
the other side of Headquarters  
Lake and put away the paddling gear in  
the canoe shed.

I submitted the grassland NGS manuscript for  
pre-submission technical review.

(5. August. 2016)

- ✓ data sheets
- ✓ Mustard powder
- plant IDs
- Refuge notebooks
- uniform
- scan Rebecca's notebook

I did some necessary lab clean-up, etc.

A grass from site MG30 is Calamagrostis canadensis.

Eriophorum from MG12  
E. angustifolium

A grass from MG31, 29. July, 2016

It is a Poa. Using Skinner et al (2012), p. 14.

1 → 2 → 6 → 7 → Found one old anther ~1.7mm long, may or may not belong to this grass. Yes, found another anther 1.5mm long. 8 → 9 → 10 → 11 → 12 → 13 →

Poa pratensis.

A Stellaria from SK24, 29. July, 2016

Keying using Welsh (1979), p. 94 1 → 2 → 3 → 4 → 5 →

6 → Stellaria calycantha

A Galium from SK24 is G. trifidum.

A Carex from SK24. Keying using Tande & Lykin (2003), p. 25 1b → 2 → 3b → 4 in Key 4, p. 29 12 → 2b → agutilis

Examining an orchid from MG37, 3. August, 2016  
Platanthera dilatata.

A Carex from MG37 is Carex tenuiflora.

Another Carex from MG37 is Carex agutilis.

Looking at a Carex from SK16, 3. August, 2016  
Keying using Tande & Lykin (2003), key 5, p. 29 1b → 3b → 6b → 7a limosa

A Juncus from SK16 is Juncus torghensis

Another Eriophorum from SK16 with an anther ~1.2mm long. E. schenckzeri

I produced an updated version of the (Cena) NUR checklist.

(8. August 2016)

- uniform
- Refuge Notebooks
- Bio News
- process samples
- ↳ checklist updates

I did a little bit of  
checklisting work.

Processing sweep net sample (KUNW:Ent): 10897  
from east half of plot SK03, 14. June 2016

|                   |    |            |
|-------------------|----|------------|
| Diptera           | •• | ☒☒☒☒☒☒☒☒☒☒ |
| Lepidoptera       | •• |            |
| Hemiptera         |    | ☒☒☒☒☒      |
| Hymenoptera       |    | ☒☒         |
| Collembola        | •• |            |
| Gastropoda        | •• |            |
| Araneae           |    | ☒☒         |
| Acari (Oribatida) | •• |            |
| Psephenoptera     | •• |            |
| Coleoptera        | •• |            |
| Thysanoptera      | •• |            |

07:30-17:30

(9. August 2016)

I worked with Mariah  
McInnes surveying Slick project sites.

(10. August 2016)

order I took care of  
the last two remaining veg  
plots.

- order uniform
- ↳ finish plot work

(11. August 2016)

I worked on the grassland  
NGS manuscript.

- ↳ uniform
- MS grassland

(15. August 2016)

- ↳ move truck
- time
- sweep samples
- lake / fish sampling  
planning
- LifeScanner odor
- veg data entry
- ↳ gall midges
- ↳ Impatiens specimen

I extracted gall midge larvae  
from Salix richardsonii rose  
galls that Ethan and I  
had collected at our campsite on  
Palmer Creek on 12. August 2016.  
(BOLD-EH7).

The Impatiens we collected  
at Tim's Landing on  
Thursday appears to be

Impatiens noli-tangere.

I did some cleaning in the lab.



(16. August. 2016.)

↳ I prepared a shipment  
of LifeScanner samples  
↳ Refuge Notebook to go out today.  
↳ talk with Rebecca

Processing sweep net sample KNUK:Ent:10900,  
from plot SK04, west half, 14. June, 2016.  
barcode: UAM100185673

Culicidae ☒☒☒  
Ichneumonidae " "  
Hemiptera ☐  
Empididae " "  
Hymenoptera ☐  
Simuliidae " "  
Aphididae ☒☐  
Pipunculidae " "  
Symphyta larva ☒☐☐  
Araneae ☒☐☐  
Diptera ☒☐☐  
Cicadellidae " "  
Chironomidae " "  
Entomobryidae " "  
Psocoptera " "  
Gastropoda " "

Processing sweep net sample ~~SK07~~,  
KNUK:Ent:10889, from east half of plot  
SK17, 15. June, 2016, barcode UAM100185674

Culicidae ☒☒  
Muscoidea " "  
Aphididae " "  
Empididae " "  
Lepidoptera larva " "

This was a poor sweep net sample,  
confirming that this collector did not sweep  
thoroughly.

Processing sample KNUK:Ento:10944, from  
plot SK25, east half, 17 June, 2016, barcode  
UAM 100185675

Culicidae ☒☒☒☒☒☒☒  
Diptera ::  
Symphyta larva ↓  
Lauxania shewelli °  
Araneae °  
Ichneumonidae °  
Cantharidae ::  
Cicadellidae ↓  
Psyllidae ::  
Simuliidae ↓  
Hemiptera ↓  
Aphididae ☒°  
Araneae ↓  
Pimplidae °  
Collembola °  
Dolichopidae °  
Bibionidae °  
Gastropoda °  
Sminthuridae ↓  
Linyphiidae °  
Thysanoptera °

Processing sample KNUK:Ento:10886 from  
west half of plot SK15, 17 June, 2016.  
barcode: UAM 100185676

Diptera ::  
Hemiptera ::  
Araneae °°  
Culicidae °°  
Sminthuridae °°

That was dismal. What happened?

Processing sample KMR:Ento: 10945 from plot  
SK25, west half of plot, 17 June 2016.  
Barcode: UAM100185677

Hymenoptera    00  
Hemiptera    00  
Diptera    10  
Culicidae    ☒☒☒☒☒☒  
Cantharidae    00  
Ichneumonidae    0  
Aphididae    ☒10  
Cicadellidae    00  
Araneae    ☒  
Mycetophilidae    0  
Bibionidae    00  
Psyllidae    00  
Symphyta larva    0  
Mecoptera?!!    00

→ stopped to photograph this and pull it from the sample.

Psocoptera    0  
Coleoptera    0  
Sminthuridae    00  
Oribatida    0  
Lepidoptera larva    0

Lepidoptera    0  
Acari (big, hairy)    0

17 August 2011

-Refuge Nottbedes  
-equipment orders  
(light, tape)  
✓fina  
↳ wash truck

I washed the truck at  
Noble car wash this morning.

Tracy, Todd, and I sealed  
5 sea otters.

Processing sweep net sample SK03, w half, 14 June 2016  
(KMR:Ento: 10898), label UAM100185678

Psocoptera    00  
Araneae    ☒10  
Empididae    10  
Culicidae    ☒☒  
Symphyta larva    10  
Hemiptera    10  
Oribatida    00  
Aphididae    ☒☒☒☒☒  
Cicadellidae    10  
Eutomebryidae    10  
Delphacidae    00  
Scissureidae    0  
Nematocera    10  
Cantharidae    0

Chironomidae °  
 Mycetophilidae °  
 Araneidae °  
 Opiliones °°  
 Tetragnatha °  
 Gastropoda °  
 Bilibionidae °  
 Simuliidae °°  
 Muscoidea °

↑ looks like a Farris with an amber abdomen.

We now have processed 66 of 80 vials from the first round of sampling 40 terrestrial sites.

I was out sick on the 18<sup>th</sup> and 19<sup>th</sup>.

(22 August 2016)

✓ fine amendment

✓ boat

- load equipment with Ed

I prepared the truck and the Magnum for work with Ed tomorrow.

Processing sweep net sample ~~SK08~~ KWR:Ents:16901, from east half of plot SK08, 14 June, 2016  
label: UAM100185679

Nematocera °°  
 Culicidae ¶¶  
 Mycetophilidae °°  
 Ichneumonidae °°  
 Araneae °°  
 Hymenoptera °°  
 Cicadellidae °°  
 Thysanoptera °°  
 Aphididae °°  
 Ergasilidae °°  
 Tipulidae °  
 Hemiptera °

Processing sweep net sample KNUK: Euro: 10902,  
from west half of plot SK08, 14. June, 2016  
label: UAM100185680

Culicidae ☒  
Hemiptera ☐  
Aphididae ☒  
Cantharidae " "  
Empididae " "  
Nematocera " "  
Acari " "  
Cicadellidae " "  
Ichneumonidae " "  
Thysanoptera " "  
Araneae " "

Ed Berg and I loaded coring gear into the truck.

22. August, 2016 | 07:10 - 18:00

Ed Berg, Mariah McInnis, and I did peat coring  
work at Dilly Varden Lake.

24. August, 2016 | 07:30 - 16:30

Ed Berg, Mariah, Ethen, and I finished peat coring  
at Dilly Varden Lake.

25. August, 2016

Scott Kelly Sullivan  
I put away coring  
gear.

I took a first look at some  
of the Pac Bio data from the  
three test samples we had sent.

with Michael

I put away equipment  
from yesterday. I saw the black  
European rabbit behind the Birch today and  
photographed it using my phone.

26. August, 2016

I made some posts in  
-vehicle mileage | Biology News.

10:45 -

31. August. 2016

Time  
- Sites MS | Todd brought in a dandelion he had collected at Skitak Lake on Monday.

It is Taraxacum ceratophyllum! I pressed the inflorescence and some leaves; the root I will try to transplant.

- Refuge Notebook | I posted two Refuge Notebook articles from May.

I worked a bit on the Refuge's checklist.

1. Sept. 2016

- KREEM membership no | I worked on the Sites at al  
manuscript on exotic collections.  
- Sites article  
- Kaleidoscope class

2. Sept. 2016 07:00 - 3:30

I spent the day on Skitak Lake with Ally Curtis and Todd.

6. Sept. 2016

- observations from Friday
- equipment orders
  - light
  - battery
- NGS samples 2011
- NGS MS 2015
- Refuge Notebook
- Sites MS
- FS proposal
- password
- write Dominique
- print all lice
- vehicle credit card statement
- Equisetum from Friday

An Equisetum I collected on Friday is E. variegatum. It has flattened ridges on the stem.

I uploaded photos from Friday and started to identify some of the exotics.

I sealed three sea otters.

7. Sept. 2016

I worked on checklisting some, adding the exotic plant species that Todd and I saw on Friday.

Sifting sweep net sample KNUK:Ento:10885,  
from east half of plot SK15, 17 June, 2016  
Label: UAM100185681

Chironomidae     ••  
Symphyta larva     •  
Hemiptera         ••  
Aranene           ••  
Diptera            ••  
Hybotidae         ☒ ••  
Culicidae         ••  
Lepidoptera larva     •  
Insecta larva (Coleoptera?)     •  
Nematocera        ••  
Diptera            •  
Insecta (mangled)   •  
Aphididae         ••  
~~Diptera~~ Diptera pupa  
                  (Syrphidae?)  
Delphacidae        •  
Lepidoptera        •  
Smiththuridae      •

Sifting sweep net sample KNUK:Ento:10892,  
from plot SK22, west half, 15 June, 2016  
Label: UAM100185682

Aphididae         ••  
Smiththuridae     ☒ ••  
Culicidae         ••  
Aranene           ••  
Psyllidae         •  
Coleoptera         •  
Flebotomidae      •  
Hymenoptera       •  
Acari              ••  
Hemiptera         ••

Sooting sweep net sample (KULR:Ento: 1089), from  
East half of plot 2522, 15 June 2016.

Ichneumonidae    ° °  
Hemiptera       ° °  
Araneae           ° °  
Sminthuridae   ° °  
Hymenoptera    °  
Collembola      °  
Psyllidae       °

Examining live with label data

(Kastoff River, south Leach ponds. 60.382719°N  
151.31864°W. 4 Sept. 2016, from northern pintail.

Keying using BTJ, p. 277 1 → 2 → 3 → 4 → 5 →  
Menoponidae, p. 280.

(8 Sept. 2016)

- order microscope
- + collect mushrooms
- + Kaleidoscope talk
- Siter MS
- inventory LifeScanner  
vials

I worked on extracting  
occurrence records from  
Eschscholtz (1822) for a manuscript  
that Danck and others.

In the afternoon I taught four second and  
first grade classes at the Kenai Kaleidoscope school.



(11. Sept. 2016)

- ✓ Bladen data entry
- inventory vials
- Slikk veg data entry
- ship our bryophytes and lichens from Slikk project.
- correct LifeScanner data

I entered data for 50-point bladen sampling from September 2015 and May 2016.

I began inventorying the LifeScanner vials from the recent shipment.

(12. Sept. 2016)

- Slikk veg data entry
- Slikk lichen samples
- ✓ correct LifeScanner data
- Refuge Notebooks
- correspond with Dominique.
- ✗ spiders for Michelle
- MGS MS
- Sitas MS

I filled out a spreadsheet of LifeScanner specimen data that needed to be corrected.

I jotted spiders for Michelle.

I entered data for the Slikk project lichen and bryophyte samples into Arctus.

I labeled and barcode-labeled all of the Slikk project lichen and bryophyte samples.

(13. Sept. 2016)

I packaged a set of LifeScanner specimens to go out this morning.

✓ prepare for berries tomorrow

✓ LifeScanner specimens shipped

✓ lichen specimens shipped

I packaged lichen samples to go out to Trevor Goward tomorrow.

I spent much of the afternoon getting ready the boat, equipment, maps, and vials, etc.

(14. Sept. 2016)

John, Mariah, and I sampled vegetation and floridone in Beck Lake and floridone on Daniels Lake. We found Rubia auriculata on Beck Lake.

(15. Sept. 2016)

I spent the day at Stormy and Daniels Lakes with John and Mariah sampling plants and floridone.

(19. Sept. 2016)

Fluridone samples  
 shipped  
 - snail e-mail  
 - earthworm e-mail

I packaged fluridone water  
 samples and drove these to  
 FedEx Kinko to have them  
 shipped out.

Processing sweep net sample KNUK:Ento: 10888,  
 from west half of plot SK16, 16. June. 2016  
 Label: UAM100185684

Chironomidae      1  
 Pipunculidae      1  
 Aphididae          2  
 Tipulidae          1  
 Nematocera        3  
 Mycetophilidae    1

That was doomsday

Processing sweep net sample KNUK:Ento: 10890,  
 from west half of plot SK17 on 15. June. 2016  
 barcode: 100185685

Hemiptera  
 Culicidae 11  
 Delpyaciidae  
 Sciomyzidae

Another meager sample.

Processing sweep net sample KNUH: Ecto: (0893,  
from east half of plot SK23, 15 June 2016  
barcode: 100185686

|                |      |
|----------------|------|
| Hymenoptera    | °    |
| Culicidae      | ☒☒°° |
| Echinomoridae  | !°   |
| Neuroptera     | °    |
| Entomobryidae  | "    |
| Aphididae      | ☒☒☒☒ |
| Symphyla larva | °°   |
| Hybotidae      | ☒°   |
| Cantharidae    | °°   |
| Mycetophilidae | °°   |
| Nematocera     | ☒    |
| Hemiptera      | ☒    |
| Bibionidae     | °    |
| Empididae      | °°   |
| Diptera        | °°   |
| Aranace        | !°   |
| Thysanoptera   | °°   |
| Smithuridae    | °°   |

(20 Sept. 2016)

- FS project
- grassland MS
- Slikk samples
- earthworm specimens
- ~~Scan scan~~
- LifeScanner vials
- Fluoridone sediment samples

I finished inventorying  
LifeScanner vials and loading  
these data into Arctos.

I drove out to a fish  
shipper to pick up shipping  
boxes for shipping fluoridone  
samples.

Examining a worm loaned from UAM with  
barcode label UAM100139535. No label data.

Keying using Reynolds (1977), p. 32 1→2→6→

clitellum on 22-27

7→8→11→ Eisenella tetradena? yes.

Examining earthworms collected by Todd from  
Kensel golf course on 12. Sept. 2016. They look  
like Dendrobaena octaedra.

deFellen on 26-31.

No, this is Pseudodrilus rubidus

(21. Sept. 2016)

↳ Wisconsin returns  
to Derek

↳ Fluridone sediment  
samples shipped

↳ Fluridone graph

- STDP proposal

- Grassland NBS MS

I drove to FedEx Kennis  
this morning to ship out  
fluridone sediment samples.

I entered FastEST fluridone  
concentration data and graphed  
this for John.

I inventoried fluridone buckets and went on a short  
walk in the afternoon.

Processing sweep net sample KNUK:Ent:16896,  
from W half of plot SK24, 15. June. 2016  
barcode: ~~UAM~~ UAM160185688.

Mesembrythia

Syrphidae

Aphididae

Diptera

Echeimomoiden

Smintthuridae

Chironomidae

Hemiptera

Cicadellidae

Lepidoptera

Lauressia shewelli

Araneae

Culicidae

Tetragnatha

Pipunculidae

Ceratomyzomidae

Nematocera

Delphacidae

Delichopodidae

Symphyla

Psyllidae

Acari

Coccolidae

☒☒

☒☒☒☒☒☒

!:

☒

!:

☒☐

!:

!:

!:

!:

!:

!:

!:

!:

!:

☒!:

!:

!:

!:

!:

!:

!:

Thysanoptera

(22 Sept. 2016)

- letter to Dominique
- STDP proposal
- Grassland NGS MS

I worked on the STDP proposal.

Anthony helped me load 3400 lbs. of floridone

into a flatbed trailer (saw in the cab of the truck) to go to Palmer tomorrow.

(23 Sept. 2016)

I drove 3400 lbs of Sover floridone to the Alaska Plant Materials Center in Palmer.

(24 Sept. 2016)

I worked with Mike Hill, Scott Johnson, Scott Slack, and Krista Kennedy on the Sterling fuels reduction project.

(26 Sept. 2016)

- STDP proposal
- Salix hookeriana midge samples
- Palmer observations
- photos to Matt Giff of S. sitchensis galls
- correspondence to Dominique
- accentrac.org poll

I worked on the STDP proposal, getting a pretty complete draft sent off to the cooperators.

Marish extracted two gell midges from rose galls I had collected from Salix hookeriana on Friday.

We drove to Watson Lake in the afternoon, where we collected rose galls from Salix babingtonii.

(27 Sept. 2016)

- ✓ inat observations
- ✓ extract gell midges
- ✓ STDP proposal
- Grassland MS
- vehicle credit card
- ✓ pay stubs
- ✓ cardboard boxes
- time
- ✓ magazines?

I worked on dissecting willow galls, extracting gell midges, and submitting data to BOLD.

I worked on preparing some correspondence to send to Dominique, an update on the midge work.

(28 Sept. 2016)

- time
- vehicle credit card
- grassland MS
- ✓ abstract doodle poll
- ✓ emails to Matt

I took care of administrative.

At home I worked on Cecidomyiid sequence data.

(29. Sept. 2016)

- Diversity training
- VS map
- email Liz
- email Tracy

I spent much of the day on  
EEO and diversity training.

BOLD-412 ← both photos wrong  
BOLD-314 ← all photos wrong.

Processing sweep net sample KNUK:Ents:10899, from  
Stibole project site SK04, east half, 14 June 2016

|                   |      |
|-------------------|------|
| Nematocera        | ☒°   |
| Culicidae         | ☒☒☒☒ |
| Aphididae         | ☒    |
| Araneae           | ☐    |
| Neuroptera? larva | °°   |
| Araneidae         | °    |
| Mycetophilidae    | °°°  |
| Hemiptera         | °°   |
| Diptera           | °    |
| Cantharidae       | °    |
| Psciptera         | °    |
| Symphyla larva    | °°   |

(3. Oct. 2016)

- mail LifeScanner samples
- mail vials to Dominique
- Grassland MS
- Stibole samples
- ✓ Dial pulb

I did some work on the  
web site requested by  
John and Leah.

I worked on veg data  
for the grassland manuscript  
and I worked on the manuscript text.

(4. Oct. 2016)

- ☐ mail LifeScanner vials
- ☐ accomplishments
- vials to Dominique

I wrote out my 2016  
accomplishments at John's  
request.

Processing sweep net sample KNUK:Ento:10894,  
from west half of plot SK23, 15 June 2016.  
label: UAM10018569

|                |      |
|----------------|------|
| Symphyla larva | ••   |
| Culicidae      | ☒••  |
| Nematocera     | ☒•   |
| Aphididae      | ☒☒II |
| Mycetophilidae | ☒    |
| Hemiptera      | ••   |
| Diptera        | ••   |
| Empididae      | •    |
| Elatridae      | •    |
| Simuliidae     | •    |
| Hybotidae      | ••   |
| Araneae        | ••   |
| Ichneumonidae  | ••   |
| Eutomobryidae  | •    |

Processing sweep net sample KNUK:Ento:10887,  
from east half of plot SK16, 16 June 2016.  
label: UAM100185691

|                   |     |
|-------------------|-----|
| Pimplidae         | •   |
| Aphididae         | ☒•  |
| Araneae           | ••• |
| Nematocera        | •   |
| Lepidoptera larva | •   |
| Lepidoptera       | ••  |
| Culicidae         | •   |

(5. Oct. 2016)

|                                 |   |
|---------------------------------|---|
| - kit to Dominique              | I packed a LifeScanner kit to<br>go out to Dominique. |
| - Sliket sampler                |   |
| - Grassland MS                  |   |
| - write (anleitende)<br>teacher |   |
| - write Cook                    |   |

Processing sweep net sample from Slikok project site  
 SF03, east half, 19 July 2011  
 label: VAM100185692

Culicidae ♂♂

Dipruidae " "

Mycetophilidae " "

~~Culicidae~~ "

Araneae ♂♂

Diptera ♂♂

Ichneumonidae ♂♂

Aphididae " "

Chironomidae " "

Hylotidae ♂♂

Nematocera " "

Acaris " "

Hemiptera " "

Hymenoptera " "

Ichneumonid parasitoid of a spider "

Procytina " "

Gastropoda (snail) "

I worked on data entry of the second  
 round of arthropod specimens collected with  
 vegetation sampling on the Slikok grid.  
 Printed off labels for these